

# CAWT - COM Automation With Tcl

<b>1</b>	<b>INTRODUCTION</b>	<b>2</b>
1.1	Architecture overview	2
1.2	Dependencies	3
1.3	Installation and Usage	3
<b>2</b>	<b>PACKAGES IN DETAIL</b>	<b>5</b>
2.1	CawtCore: Basic automation functionality	5
2.2	CawtOffice: Basic Microsoft Office automation functionality	6
2.3	CawtEarth: Automation for Google Earth	7
2.4	CawtExcel: Automation for Microsoft Excel	8
2.4.1	Module <i>excelCsv</i>	9
2.4.2	Module <i>excelTablelist</i>	9
2.4.3	Module <i>excelMatlabFile</i>	10
2.4.4	Module <i>excelWord</i>	10
2.4.5	Module <i>excelImgRaw</i>	10
2.4.6	Module <i>excelMediaWiki</i>	11
2.4.7	Module <i>excelWikit</i>	11
2.4.8	Module <i>excelHtml</i>	11
2.5	CawtExplorer: Automation for Internet Explorer	17
2.6	CawtMatlab: Automation for MathWorks Matlab	17
2.7	CawtOcr: Automation for Microsoft Document Imaging	18
2.8	CawtOneNote: Automation for Microsoft OneNote	18
2.9	CawtOutlook: Automation for Microsoft Outlook	19
2.10	CawtPpt: Automation for Microsoft PowerPoint	21
2.11	CawtReader: Automation for Acrobat Reader	24
2.12	CawtSapi: Automation for Microsoft Speech API	24
2.13	CawtWord: Automation for Microsoft Word	25
<b>3</b>	<b>MISCELLANEOUS CAWT INFORMATION</b>	<b>29</b>
3.1	License information	29
<b>4</b>	<b>CAWT APPLICATIONS</b>	<b>30</b>
4.1	Application EnumExplorer.tcl	30
4.2	Application OneNoteInfo.tcl	30
4.3	Application Word2Pdf.tcl	31
4.4	Application WordAbbrCheck.tcl	32
<b>5</b>	<b>TEST PROGRAMS</b>	<b>33</b>
5.1	Test overview	33
5.2	Test execution	37
<b>6</b>	<b>INSIDE CAWT</b>	<b>38</b>
<b>7</b>	<b>RELEASE HISTORY</b>	<b>40</b>
<b>8</b>	<b>TABLES</b>	<b>54</b>
8.1	Table of Figures	54
8.2	Table of Tables	54
8.3	Table of Terms and Abbreviations	54

# 1 Introduction

**CAWT** is a high-level Tcl interface for scripting Microsoft Windows® applications having a COM interface. It uses **Twapi** for automation via the COM interface.

Currently packages for Microsoft Excel, Word, PowerPoint, OneNote, Outlook, SAPI, Internet Explorer, MathWorks Matlab, Adobe Acrobat Reader and Google Earth are available.

**Note:** Only Microsoft Office packages Excel, Word, PowerPoint and Outlook are in active development. The other packages are proof-of-concept examples only.

CAWT sources are available at <https://sourceforge.net/projects/cawt/>.

The CAWT homepage is at <https://www.tcl3d.org/cawt/>

The CAWT user distribution contains the Tcl sources, documentation (this document and a reference manual) and several test programs showing the use of the CAWT functionality.

The CAWT developer distribution additionally contains scripts for generating the documentation and the distribution packages. Documentation generation needs packages Ruff! and textutil (see chapter 1.2 for details). The developer distribution is intended for programmers who want to extend the CAWT package.

## 1.1 Architecture overview

The **CAWT** package currently consists of the following sub-packages:

<b>CawtCore</b>	Basic automation functionality.
<b>CawtOffice</b>	Basic Microsoft Office automation functionality.
<b>CawtEarth</b>	Automation functionality for Google Earth.
<b>CawtExcel</b>	Automation functionality for Microsoft Excel.
<b>CawtExplorer</b>	Automation functionality for Microsoft Internet Explorer.
<b>CawtMatlab</b>	Automation functionality for MathWorks Matlab.
<b>CawtOcr</b>	Automation functionality for Microsoft Document Imaging.
<b>CawtOneNote</b>	Automation functionality for Microsoft OneNote
<b>CawtOutlook</b>	Automation functionality for Microsoft Outlook.
<b>CawtPpt</b>	Automation functionality for Microsoft PowerPoint.
<b>CawtReader</b>	Automation functionality for Adobe Acrobat Reader.
<b>CawtSapi</b>	Automation functionality for Microsoft Speech API.
<b>CawtWord</b>	Automation functionality for Microsoft Word.

Each sub-package is implemented as a separate Tcl package and can be loaded explicitly with the Tcl package command, ex. `package require cawtexcel`. All available CAWT sub-packages can be loaded with a single command: `package require cawt`.

**Note:** Package names are all lower case.

The next figure shows the architecture of the CAWT package.

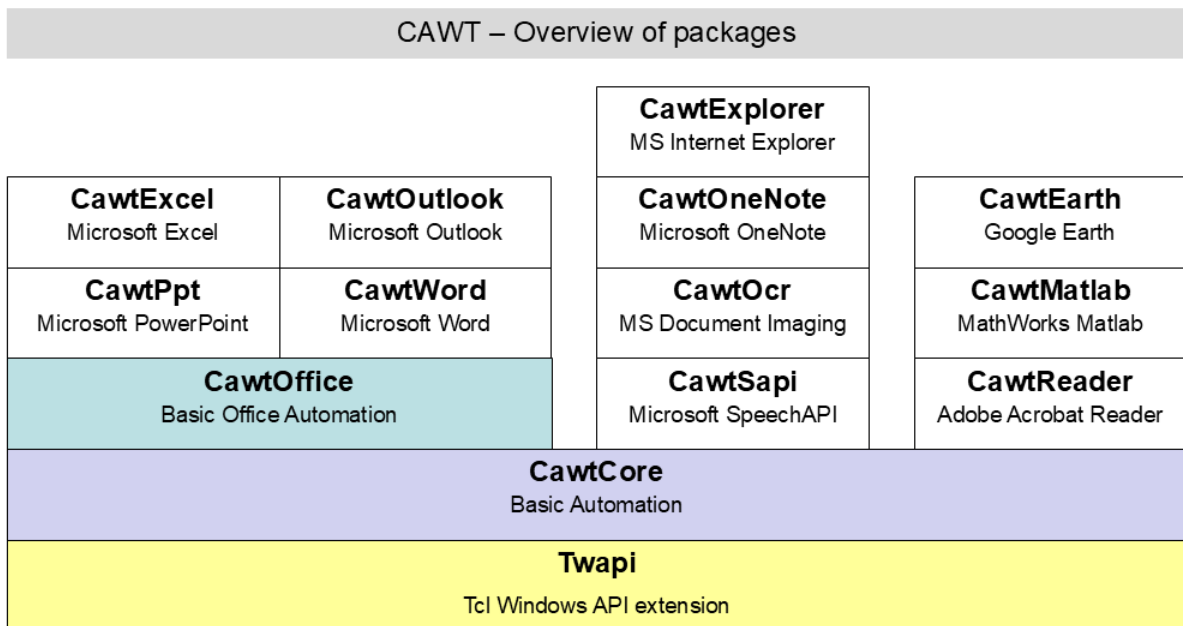


Figure 1: Overview of CAWT packages

## 1.2 Dependencies

The following table shows a list of the external Tcl packages used in the CAWT infrastructure.

Lib	Version	Comment	URL
<b>Libraries needed for the CAWT package</b>			
<b>Twapi</b>	>= 4.4	Mandatory.	<a href="https://twapi.magicplat.com/">https://twapi.magicplat.com/</a>
<b>tDOM</b>	>= 0.9	Optional. See Notes below.	<a href="http://tdom.org/">http://tdom.org/</a>
<b>Tkimg</b>	>= 1.4.1	Optional. See Notes below.	<a href="https://sourceforge.net/projects/tkimg/">https://sourceforge.net/projects/tkimg/</a>
<b>Tablelist</b>	>= 6	Optional. See Notes below.	<a href="https://www.nemethi.de">https://www.nemethi.de</a>
<b>Libraries needed for generating the CAWT documentation</b>			
<b>Ruff!</b>	>= 1.0	Optional.	<a href="https://ruff.magicplat.com/">https://ruff.magicplat.com/</a>
<b>tcllib</b>	>= 1.22	Optional.	<a href="https://sourceforge.net/projects/tcllib/">https://sourceforge.net/projects/tcllib/</a>

### Note:

**Twapi** Need Twapi >= 5 for Tcl 9.

**tDOM** Mandatory for the CawtOneNote package.

**Tkimg:** Needed for some functionalities (see the CawtExcel package for further details).

**Tablelist:** Needed only for the excelTablelist module.

### Note:

**CAWT** and the above listed dependencies are available via the **BAWT** (Build Automation With Tcl) Tcl-BI distribution at <https://www.tcl3d.org/bawt/>

## 1.3 Installation and Usage

Installation of **CAWT** is simple and fast.

Check, if all of the dependencies listed in the previous chapter are available.

If you just want to play with the test programs to get an impression on how CAWT works, unzip the user distribution file in a folder of your choice. Then open a shell window, go to folder *TestPrograms* of the CAWT distribution and execute a test program with a line as follows:

```
> tclsh Excel-01_Basic.tcl
```

See also chapter 5 for scripts to run all or groups of test programs in batch mode.

If you want to use CAWT as a package for your own applications, the *Cawt* folder should be copied into the library section of your Tcl installation (ex. *C:\Tcl\Lib*). If write access to this Tcl directory is not permitted, you can copy the *Cawt* directory somewhere else, eg. *C:\myCawt*. To have Tcl look for packages in this location, you must set the `TCLLIBPATH` environment variable with the above specified directory name as value. Note that on Windows the path must be written with slashes (not backslashes):

```
> set TCLLIBPATH = C:/myCawt.
```

## 2 Packages in Detail

This chapter explains the different packages of CAWT.

For a detailed description of the available procedures in the different sub-packages see the CAWT reference manual available at the CAWT homepage or in the distribution.

### 2.1 CawtCore: Basic automation functionality

The procedures of package **CawtCore** are implemented in namespace `Cawt`.

They provide functionality for the following domains:

Domain	Examples
Package information	HavePkg, GetPkgVersion
Conversion functionality	CentiMetersToPoints, TclBool
COM access via Twapi	GetOrCreateApp, IsValidId, Destroy
Application embedding	EmbedApp, SetEmbedTimeout
Event handling	SetEventCallback
Color handling	GetColor, GetColorNames, RgbToOfficeColor
Interpolation handling	oo::class Interpolate
Image utilities	ClipboardToImg, ImgToClipboard
Date utilities	XmlDateToIsoDate, OutlookDateToSeconds
String utilities	CountWords
Testing utilities	CheckString, CheckNumber, CheckMatrix

The following table lists all procedures available in namespace `Cawt`.

CawtCore Procedure	Short description
<a href="#">CentiMetersToPoints</a>	Convert centimeter value into points.
<a href="#">CheckBoolean</a>	Check, if two boolean values are identical.
<a href="#">CheckComObjects</a>	Check, if the number of COM objects fits expected value.
<a href="#">CheckFile</a>	Check, if two files are identical.
<a href="#">CheckList</a>	Check, if two lists are identical.
<a href="#">CheckMatrix</a>	Check, if two matrices are identical.
<a href="#">CheckNumber</a>	Check, if two numerical values are identical.
<a href="#">CheckString</a>	Check, if two string values are identical.
<a href="#">ClearClipboard</a>	N/A
<a href="#">ClipboardToImg</a>	Copy the clipboard content into a photo image.
<a href="#">ConcatFiles</a>	Concatenates files into one file.
<a href="#">CountWords</a>	Count words contained in a string.
<a href="#">Destroy</a>	Destroy one or all COM objects.
<a href="#">EmbedApp</a>	Embed an application into a Tk frame.
<a href="#">GetColor</a>	Convert a color representation into an Office color number.
<a href="#">GetColorNames</a>	Get all supported Tcl color names.
<a href="#">GetComObjects</a>	Get the COM objects currently in use as a list.
<a href="#">GetDotsPerInch</a>	Get the dots-per-inch value used for conversions.
<a href="#">GetNumComObjects</a>	Get the number of COM objects currently in use.
<a href="#">GetOrCreateApp</a>	Use or create an instance of an application.
<a href="#">GetPkgVersion</a>	Get the version of a CAWT sub-package.
<a href="#">GetProgramByExtension</a>	Get path to program for a given file extension.
<a href="#">GetTmpDir</a>	Try different environment variables.
<a href="#">HavePkg</a>	Check, if a CAWT sub-package is available.
<a href="#">ImgToClipboard</a>	Copy a photo image into the clipboard.
<a href="#">InchesToPoints</a>	Convert inch value into points.

CawtCore Procedure	Short description
<a href="#">IsAppIdValid</a>	Check, if an application identifier is valid.
<a href="#">IsComObject</a>	Check, if parameter is a COM object.
<a href="#">IsHexColor</a>	Check, if specified color is a valid Tcl hexadecimal color string.
<a href="#">IsNameColor</a>	Check, if specified color is a valid Tcl color name.
<a href="#">IsoDateToOfficeDate</a>	Return ISO date string as Office date.
<a href="#">IsoDateToSeconds</a>	Return ISO date string as seconds.
<a href="#">IsoDateToXmlDate</a>	Return ISO date string as XML date string.
<a href="#">IsOfficeColor</a>	Check, if specified color is a valid Office color number.
<a href="#">IsRgbColor</a>	Check, if specified color is a valid RGB representation.
<a href="#">IsUnicodeFile</a>	Check, if a file is encoded in Unicode.
<a href="#">IsValidUrlAddress</a>	Check, if supplied address is a valid URL.
<a href="#">KillApp</a>	Kill all running instances of an application.
<a href="#">OfficeColorToRgb</a>	Convert an Office color number into a RGB color list.
<a href="#">OfficeDateToIsoDate</a>	Return Office date as ISO date string.
<a href="#">OfficeDateToSeconds</a>	Return Office date as seconds.
<a href="#">PointsToCentiMeters</a>	Convert value in points into centimeters.
<a href="#">PointsToInches</a>	Convert value in points into inches.
<a href="#">PopComObjects</a>	Pop last entry from COM objects stack.
<a href="#">PrintNumComObjects</a>	Print the number of currently available COM objects to stdout.
<a href="#">PushComObjects</a>	Push current list of COM objects onto a stack.
<a href="#">RgbToOfficeColor</a>	Convert a RGB color into an Office color number.
<a href="#">SecondsToIsoDate</a>	Return date in seconds as ISO date string.
<a href="#">SecondsToOfficeDate</a>	Return date in seconds as Office date.
<a href="#">SecondsToXmlDate</a>	Return date in seconds as XML date string.
<a href="#">SetClipboardWaitTime</a>	Set the time to wait until clipboard content is ready.
<a href="#">SetDotsPerInch</a>	Set the dots-per-inch value used for conversions.
<a href="#">SetEmbedTimeout</a>	Set the timeout to wait for the embedded application to start.
<a href="#">SetEventCallback</a>	Set an event callback procedure.
<a href="#">SplitFile</a>	Split a file into several output files.
<a href="#">TclBool</a>	Cast a value to a boolean.
<a href="#">TclInt</a>	Cast a value to an integer with boolean range.
<a href="#">TclString</a>	Cast a value to a string.
<a href="#">ValueToPoints</a>	Convert a value into points.
<a href="#">WaitClipboardReady</a>	Wait until clipboard content is ready.
<a href="#">XmlDateToIsoDate</a>	Return XML date string as ISO date string.
<a href="#">XmlDateToSeconds</a>	Return XML date string as seconds.

Table 1: CawtCore Reference

## 2.2 CawtOffice: Basic Microsoft Office automation functionality

The procedures of package **CawtOffice** are implemented in namespace `Office`. They provide functionality for the following domains:

Domain	Examples
Office application functionality	<code>GetApplicationName</code> , <code>GetApplicationId</code>
Office document properties	<code>SetDocumentProperty</code> , <code>GetDocumentProperty</code>
Office environment	<code>GetUserName</code> , <code>GetUserPath</code> , <code>GetActivePrinter</code>
Office macros	<code>AddMacro</code> , <code>RunMacro</code>

Namespace `Office` has an internal namespace `Enum` with procedures for all enumeration types of this package. The procedure names correspond to the name of the enumeration type and return

a list of enumeration names and values. See the reference manual for a list of all enumeration types.

**Example:**

```
proc MsoBarRow {} {
    # msoBarRowFirst - 0
    # msoBarRowLast - -1
    return { msoBarRowFirst 0 msoBarRowLast -1 }
}
```

The following table lists all procedures available in namespace `Office`.

CawtOffice Procedure	Short description
<a href="#">AddMacro</a>	Add macros or functions to an Office document.
<a href="#">AddProperty</a>	Add a custom document property.
<a href="#">DeleteProperty</a>	Delete a document property.
<a href="#">GetActivePrinter</a>	Get the name of the active printer.
<a href="#">GetApplicationId</a>	Get the application identifier of an Office object.
<a href="#">GetApplicationName</a>	Get the name of an Office application.
<a href="#">GetApplicationVersion</a>	Get the version number of an Office application.
<a href="#">GetDocumentProperties</a>	Get document property names as a list.
<a href="#">GetDocumentProperty</a>	Get the value of a document property.
<a href="#">GetEnum</a>	Get numeric value of an enumeration.
<a href="#">GetEnumName</a>	Get name of a given enumeration type and numeric value.
<a href="#">GetEnumNames</a>	Get names of a given enumeration type.
<a href="#">GetEnumTypes</a>	Get available enumeration types.
<a href="#">GetEnumVal</a>	Get numeric value of an enumeration name.
<a href="#">GetInstallationPath</a>	Get the Office installation pathname.
<a href="#">GetOfficeType</a>	Get the Office type of a file.
<a href="#">GetProperty</a>	Get a document property.
<a href="#">GetPropertyName</a>	Get the name of a document property.
<a href="#">GetPropertyType</a>	Get the type of a document property.
<a href="#">GetPropertyValue</a>	Get the value of a document property.
<a href="#">GetStartupPath</a>	Get the Office startup pathname.
<a href="#">GetTemplatesPath</a>	Get the Office templates pathname.
<a href="#">GetUserLibraryPath</a>	Get the Office user library pathname.
<a href="#">GetUserName</a>	Get the name of the Office application user.
<a href="#">GetUserPath</a>	Get the Office user folder's pathname.
<a href="#">IsApplicationId</a>	Check, if Office object is an application identifier.
<a href="#">RunMacro</a>	Run a macro or function contained in an Office document.
<a href="#">SetDocumentProperty</a>	Set the value of a document property.
<a href="#">SetPrinterCommunication</a>	Enable or disable printer communication.
<a href="#">SetPropertyValue</a>	Set the value of a document property.

**Table 2: CawtOffice Reference**

## 2.3 CawtEarth: Automation for Google Earth

The name of the controlled application is `GoogleEarth.ApplicationGE`.

The procedures of package **CawtEarth** are implemented in namespace `Earth`.

They provide functionality for the following domains:

Domain	Examples
Application handling	Open, Quit

Camera positioning	SetCamera
--------------------	-----------

See the test programs *Earth-\*.tcl* for examples on how to use the procedures of this package.

The following table lists all procedures available in namespace `Earth`.

CawtEarth Procedure	Short description
<a href="#">IsInitialized</a>	Check, if a GoogleEarth instance is initialized.
<a href="#">Open</a>	Open a GoogleEarth instance.
<a href="#">OpenNew</a>	Open a new GoogleEarth instance.
<a href="#">Quit</a>	Quit a GoogleEarth instance.
<a href="#">SaveImage</a>	Save a grey-scale image of the current view.
<a href="#">SetCamera</a>	Set camera position and orientation.

**Table 3: CawtEarth Reference**

## 2.4 CawtExcel: Automation for Microsoft Excel

The name of the controlled application is `Excel.Application`.

The procedures of package **CawtExcel** are implemented in namespace `Excel`. They provide functionality for the following domains:

Domain	Examples
Application handling	<code>Open</code> , <code>Quit</code> , <code>GetVersion</code>
Workbook handling	<code>OpenWorkbook</code> , <code>AddWorkbook</code> , <code>SaveAs</code> , <code>Close</code>
Worksheet handling	<code>AddWorksheet</code> , <code>DeleteWorksheet</code> , <code>CopyWorksheet</code>
Row handling	<code>InsertRow</code> , <code>DeleteRow</code> , <code>HideRow</code>
Column handling	<code>InsertColumn</code> , <code>DeleteColumn</code> , <code>HideColumn</code>
Chart handling	<code>ChartObjToClipboard</code> , <code>CreateChart</code> , <code>AddLineChart</code>
Insert values	<code>SetCellValue</code> , <code>SetRowValues</code> , <code>SetMatrixValues</code>
Retrieve values	<code>GetCellValue</code> , <code>GetRowValues</code> , <code>GetMatrixValues</code>
Formatting functionality	<code>SetColumnWidth</code> , <code>SetHyperlink</code> , <code>SetRangeTextColor</code>
Clipboard functionality	<code>ClipboardToMatrix</code> , <code>ClipboardToWorksheet</code>
External file handling	<code>Csv</code> , <code>Raw Images</code> , <code>MediaWiki</code> , <code>Wikis</code> , <code>Matlab files</code>
External table tools handling	<code>Tablelist</code> , <code>Word tables</code>

Namespace `Excel` has an internal namespace `Enum` with procedures for all enumeration types of this package. The procedure names correspond to the name of the enumeration type and return a list of enumeration names and values. See the reference manual for a list of all enumeration types.

### Example:

```
proc XlAxisGroup {} {
    # xlPrimary - 1
    # xlSecondary - 2
    return { xlPrimary 1 xlSecondary 2 }
}
```

The commands are grouped and implemented in the following modules:

Implementation file	Description
<code>excelConst.tcl</code>	All Excel enumeration types.
<code>excelBasic.tcl</code>	Basic Excel commands.

Implementation file	Description
excelUtil.tcl	Higher-level utility commands.
excelChart.tcl	Higher-level commands for chart creation.
excelCsv.tcl	Commands for reading/writing CSV files.
excelTablelist.tcl	Exchange Excel data with Tablelist.
excelMatlabFile.tcl	Exchange Excel data with Matlab MAT-Files. Level 4 files only.
excelWord.tcl	Exchange Excel data with Word tables.
excelImgRaw.tcl	Exchange Excel data with Tk photo images. 1-channel floating-point RAW files only.
excelMediaWiki.tcl	Exchange Excel data with MediaWiki tables.
excelWikit.tcl	Exchange Excel data with Wikit tables.
excelHtml.tcl	Export Excel data to HTML files.

See the following URL's for details on table file formats:

Matlab: [https://www.mathworks.com/help/pdf\\_doc/matlab/matfile\\_format.pdf](https://www.mathworks.com/help/pdf_doc/matlab/matfile_format.pdf)

Raw images: <https://docs.activestate.com/activetcl/8.6/tcl/img/doc/img-raw.html>

MediaWiki: <https://www.mediawiki.org/wiki/Help:Tables>

Wikit: <https://wiki.tcl-lang.org/page/Formatting+Rules>

See the test programs *Excel-\*.tcl* for examples on how to use the procedures of this package.

The next chapters explain the Excel modules dealing with data exchange.

### 2.4.1 Module excelCsv

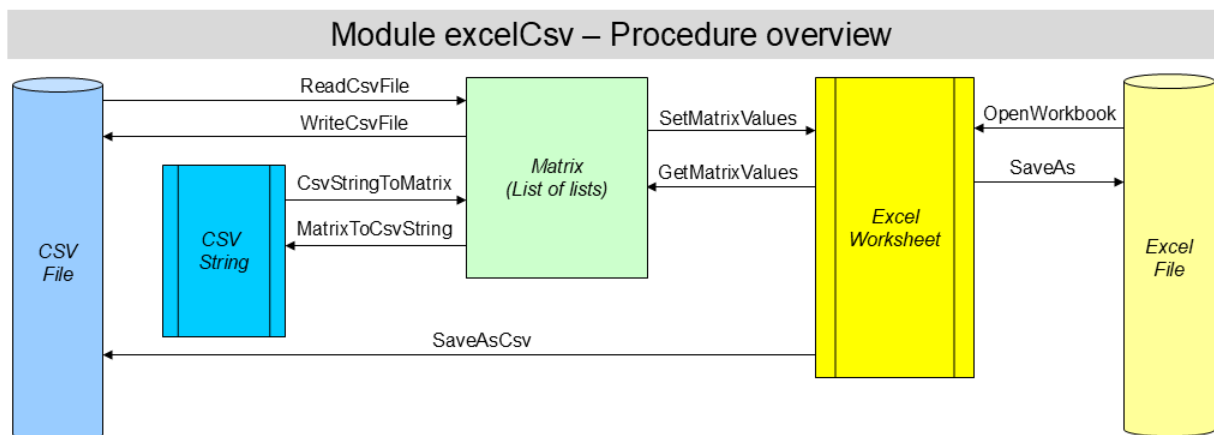


Figure 2: Module excelCsv

### 2.4.2 Module excelTablelist

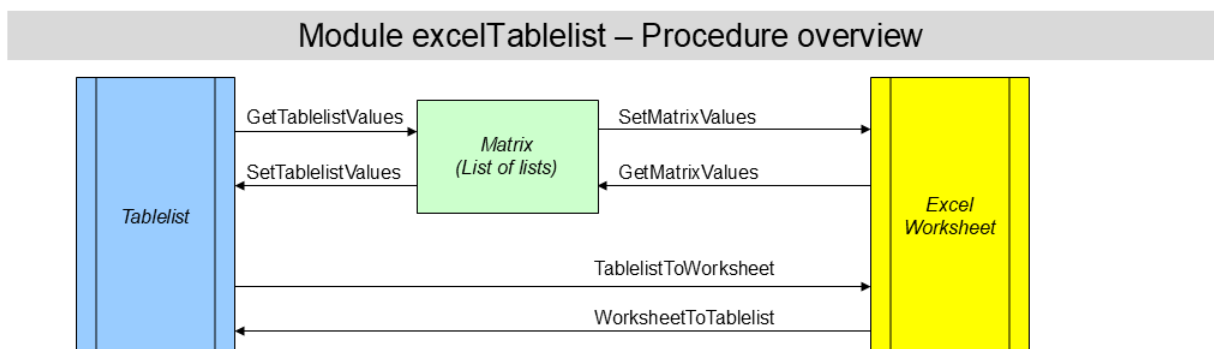
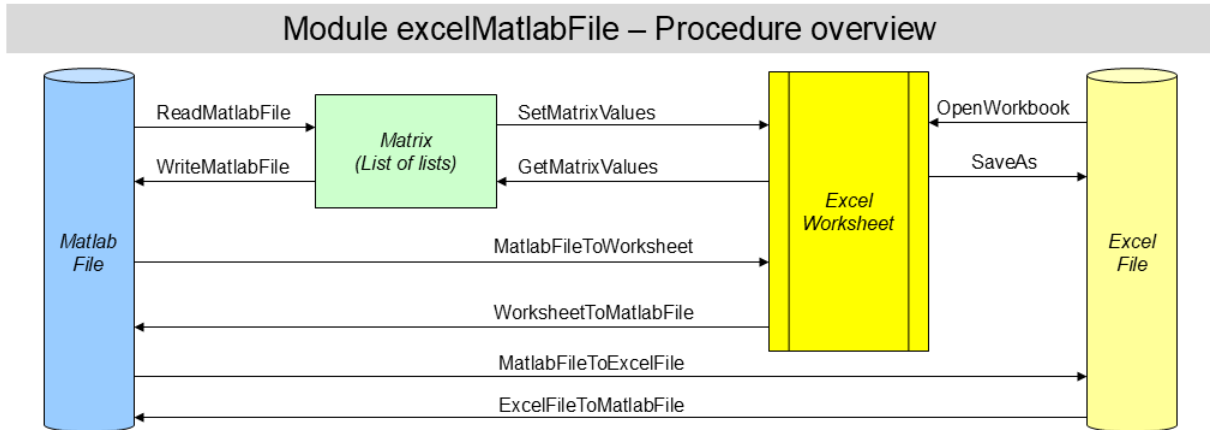


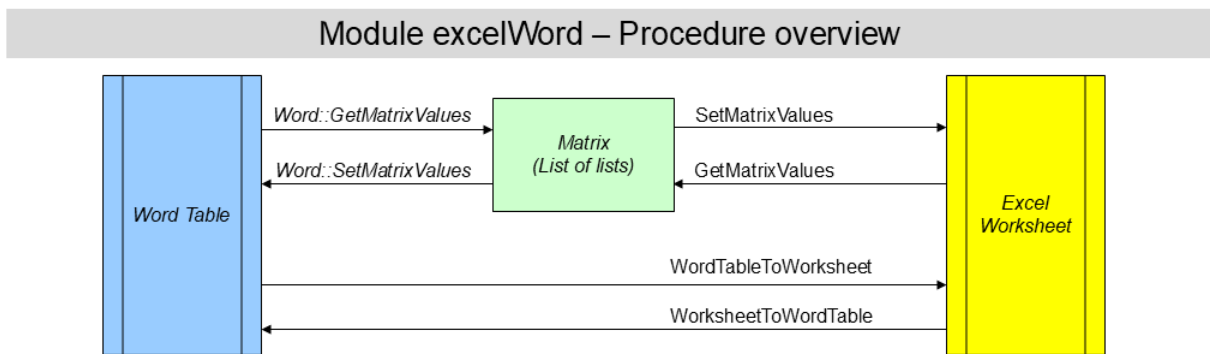
Figure 3: Module excelTablelist

### 2.4.3 Module excelMatlabFile



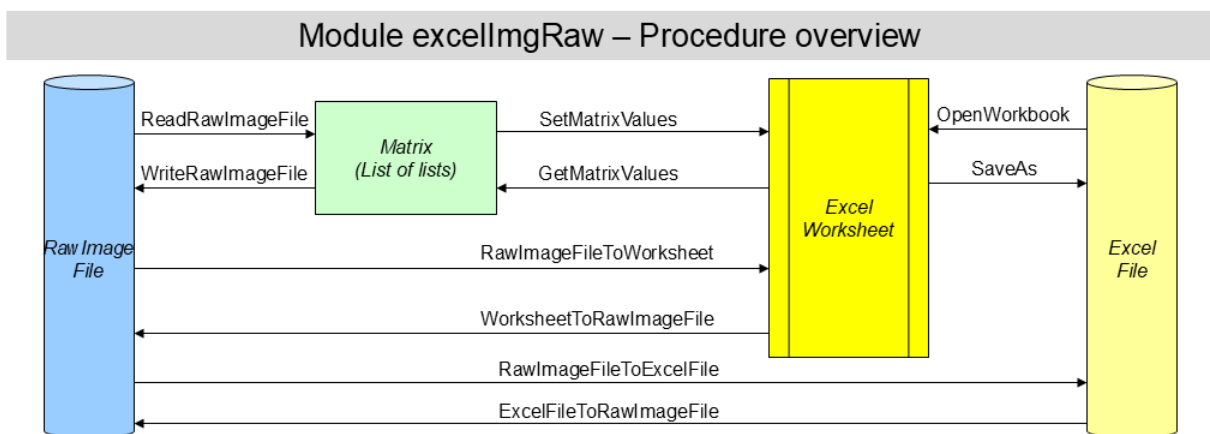
**Figure 4: Module excelMatlabFile**

### 2.4.4 Module excelWord



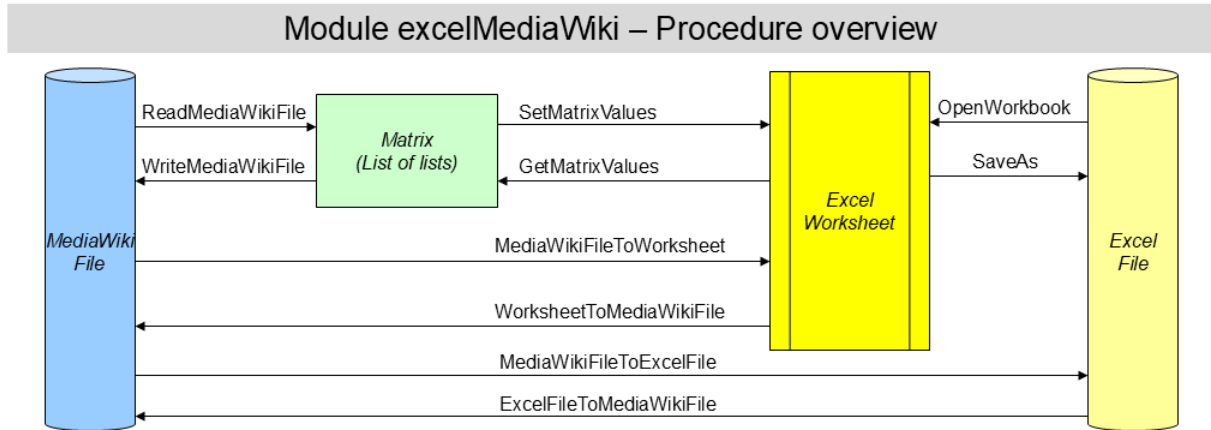
**Figure 5: Module excelWord**

### 2.4.5 Module excellmgRaw



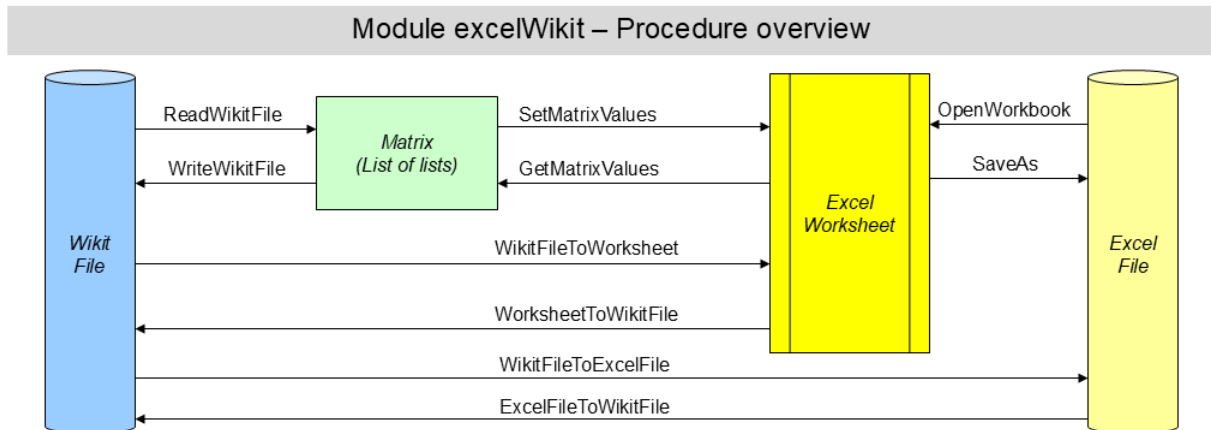
**Figure 6: Module excellmgRaw**

### 2.4.6 Module excelMediaWiki



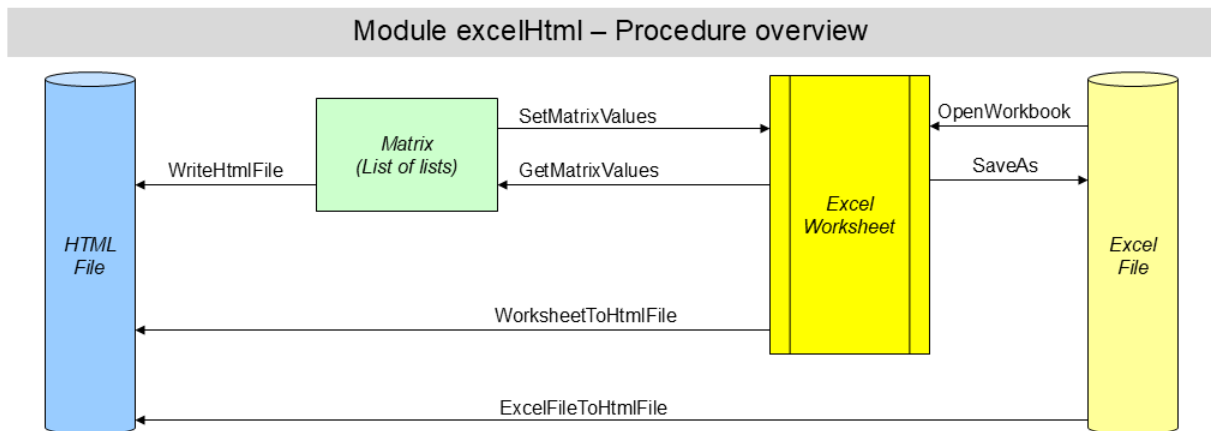
**Figure 7: Module excelMediaWiki**

### 2.4.7 Module excelWikit



**Figure 8: Module excelWikit**

### 2.4.8 Module excelHtml



**Figure 9: Module excelHtml**

The following table lists all procedures available in namespace `Excel`.

<b>CawtExcel Procedure</b>	<b>Short description</b>
<a href="#">AddColumnChartSimple</a>	Add a clustered column chart to a worksheet. Simple case.
<a href="#">AddLineChart</a>	Add a line chart to a worksheet. Generic case.
<a href="#">AddLineChartSimple</a>	Add a line chart to a worksheet. Simple case.
<a href="#">AddPointChartSimple</a>	Add a point chart to a worksheet. Simple case.
<a href="#">AddRadarChartSimple</a>	Add a radar chart to a worksheet. Simple case.
<a href="#">AddSeriesTrendLine</a>	Add a trend line to a series.
<a href="#">AddWorkbook</a>	Add a new workbook with one worksheet.
<a href="#">AddWorksheet</a>	Add a new worksheet to the end of a workbook.
<a href="#">ArrangeWindows</a>	Arrange the windows of an Excel application.
<a href="#">ChartObjToClipboard</a>	Copy a chart object to the clipboard.
<a href="#">ClipboardToMatrix</a>	Return the matrix values contained in the clipboard.
<a href="#">ClipboardToWorksheet</a>	Insert the matrix values contained in the clipboard into a worksheet.
<a href="#">Close</a>	Close a workbook without saving changes.
<a href="#">ColumnCharToInt</a>	Return an Excel column string as a column number.
<a href="#">ColumnIntToChar</a>	Return a column number as an Excel column string.
<a href="#">CopyColumn</a>	Copy the contents of a column into another column.
<a href="#">CopyRange</a>	Copy the contents of a cell range into another cell range.
<a href="#">CopyWorksheet</a>	Copy the contents of a worksheet into another worksheet.
<a href="#">CopyWorksheetAfter</a>	Copy the contents of a worksheet after another worksheet.
<a href="#">CopyWorksheetBefore</a>	Copy the contents of a worksheet before another worksheet.
<a href="#">CreateChart</a>	Create a new empty chart in a worksheet.
<a href="#">CreateRangeString</a>	Create a range string in A1 notation.
<a href="#">CsvRowToList</a>	Return a CSV encoded row as a list of column values.
<a href="#">CsvStringToMatrix</a>	Return a matrix from a CSV encoded table string.
<a href="#">DeleteColumn</a>	Delete a column.
<a href="#">DeleteRow</a>	Delete a row.
<a href="#">DeleteWorksheet</a>	Delete a worksheet.
<a href="#">DeleteWorksheetByIndex</a>	Delete a worksheet identified by its index.
<a href="#">DiffExcelFiles</a>	Compare two Excel files visually.
<a href="#">DuplicateColumn</a>	Duplicate a column.
<a href="#">DuplicateRow</a>	Duplicate a row.
<a href="#">ExcelFileToHtmlFile</a>	Convert an Excel file to a HTML table file.
<a href="#">ExcelFileToMatlabFile</a>	Convert an Excel file to a Matlab table file.
<a href="#">ExcelFileToMediaWikiFile</a>	Convert an Excel file to a MediaWiki table file.
<a href="#">ExcelFileToRawImageFile</a>	Convert an Excel file to a raw photo image file.
<a href="#">ExcelFileToWikitFile</a>	Convert an Excel file to a Wikit table file.
<a href="#">FormatHeaderRow</a>	Format a row as a header row.
<a href="#">FreezePanels</a>	Freeze a range in a worksheet identified by its row/column index.
<a href="#">GetActiveWorkbook</a>	Return the active workbook of an application.
<a href="#">GetCellComment</a>	Return the comment text of a cell.
<a href="#">GetCellIdByIndex</a>	Return a cell of a worksheet.
<a href="#">GetCellRange</a>	Return a numeric cell range as an Excel range string in A1 notation.
<a href="#">GetCellsId</a>	Return the cells identifier of a worksheet.
<a href="#">GetCellValue</a>	Return the value of a cell.
<a href="#">GetCellValueA1</a>	Return the value of a cell.
<a href="#">GetChartNumSeries</a>	Return the number of series of a chart.
<a href="#">GetChartSeries</a>	Get a specific series of a chart.

<b>CawtExcel Procedure</b>	<b>Short description</b>
<a href="#">GetColumnNumber</a>	Return an Excel column string or number as a column number.
<a href="#">GetColumnRange</a>	Return a numeric column range as an Excel range string.
<a href="#">GetColumnValues</a>	Return column values as a Tcl list.
<a href="#">GetCsvSeparatorChar</a>	Returns the column separator character.
<a href="#">GetCurrencyFormat</a>	Return an Excel number format string for currencies.
<a href="#">GetDecimalSeparator</a>	Return the decimal separator used by Excel.
<a href="#">GetEnum</a>	Get numeric value of an enumeration.
<a href="#">GetEnumName</a>	Get name of a given enumeration type and numeric value.
<a href="#">GetEnumNames</a>	Get names of a given enumeration type.
<a href="#">GetEnumTypes</a>	Get available enumeration types.
<a href="#">GetEnumVal</a>	Get numeric value of an enumeration name.
<a href="#">GetExtString</a>	Return the default extension of an Excel file.
<a href="#">GetFirstUsedColumn</a>	Return the index of the first used column of a worksheet.
<a href="#">GetFirstUsedRow</a>	Return the index of the first used row of a worksheet.
<a href="#">GetHiddenColumns</a>	Return the hidden columns of a worksheet.
<a href="#">GetHiddenRows</a>	Return the hidden rows of a worksheet.
<a href="#">GetLastUsedColumn</a>	Return the index of the last used column of a worksheet.
<a href="#">GetLastUsedRow</a>	Return the index of the last used row of a worksheet.
<a href="#">GetListItemSeparator</a>	Return the list item separator used by Windows.
<a href="#">GetMatrixValues</a>	Return worksheet table values as a matrix.
<a href="#">GetMaxColumns</a>	Return the maximum number of columns of an Excel table.
<a href="#">GetMaxRows</a>	Return the maximum number of rows of an Excel table.
<a href="#">GetNamedRange</a>	Get the identifier of a named range.
<a href="#">GetNamedRangeNames</a>	Get the names of named ranges.
<a href="#">GetNumberFormat</a>	Return an Excel number format string.
<a href="#">GetNumColumns</a>	Return the number of columns of a cell range.
<a href="#">GetNumRows</a>	Return the number of rows of a cell range.
<a href="#">GetNumStyles</a>	Return the number of styles in a workbook.
<a href="#">GetNumUsedColumns</a>	Return the number of used columns of a worksheet.
<a href="#">GetNumUsedRows</a>	Return the number of used rows of a worksheet.
<a href="#">GetNumWorksheets</a>	Return the number of worksheets in a workbook.
<a href="#">GetRangeAsIndex</a>	Get address of a cell range as list of row/column indices.
<a href="#">GetRangeAsString</a>	Get address of a cell range as Excel range string in A1 notation.
<a href="#">GetRangeCharacters</a>	Return characters of a cell range.
<a href="#">GetRangeFillColor</a>	Get the fill color of a cell range.
<a href="#">GetRangeFontAttributes</a>	Get the font attributes of a cell or character range.
<a href="#">GetRangeFontBold</a>	Get the bold font style of a cell range.
<a href="#">GetRangeFontItalic</a>	Get the italic font style of a cell range.
<a href="#">GetRangeFontName</a>	Get the font name of a cell or character range.
<a href="#">GetRangeFontSize</a>	Get the font size of a cell range.
<a href="#">GetRangeFontSubscript</a>	Get the subscript font style of a cell or character range.
<a href="#">GetRangeFontSuperscript</a>	Get the superscript font style of a cell or character range.
<a href="#">GetRangeFontUnderline</a>	Get the underline font style of a cell range.
<a href="#">GetRangeFormat</a>	Get the number format of a cell range.
<a href="#">GetRangeHorizontalAlignment</a>	Get the horizontal alignment of a cell range.
<a href="#">GetRangeTextColor</a>	Get the text color of a cell range.
<a href="#">GetRangeValues</a>	Return range values as a matrix.
<a href="#">GetRangeVerticalAlignment</a>	Get the vertical alignment of a cell range.
<a href="#">GetRangeWrapText</a>	Get the wrap text mode of a cell range.

<b>CawtExcel Procedure</b>	<b>Short description</b>
<a href="#">GetRowValues</a>	Return row values as a Tcl list.
<a href="#">GetStyleId</a>	Find a style by its index or name.
<a href="#">GetTablelistHeader</a>	Return the header line of a tablelist as a list.
<a href="#">GetTablelistValues</a>	Return the values of a tablelist as a matrix.
<a href="#">GetThousandsSeparator</a>	Return the thousands separator used by Excel.
<a href="#">GetVersion</a>	Return the version of an Excel application.
<a href="#">GetWorkbookIdByName</a>	Find an open workbook by its name.
<a href="#">GetWorkbookName</a>	Return the name of a workbook.
<a href="#">GetWorksheetAsMatrix</a>	Return worksheet table as a matrix.
<a href="#">GetWorksheetIdByIndex</a>	Find a worksheet by its index.
<a href="#">GetWorksheetIdByName</a>	Find a worksheet by its name.
<a href="#">GetWorksheetIndexByName</a>	Find a worksheet index by its name.
<a href="#">GetWorksheetName</a>	Return the name of a worksheet.
<a href="#">HideColumn</a>	Hide or unhide a column.
<a href="#">HideRow</a>	Hide or unhide a row.
<a href="#">ImgToWorksheet</a>	Put a photo image into a worksheet.
<a href="#">Import</a>	Import data from an external data source.
<a href="#">InsertColumn</a>	Insert a new empty column.
<a href="#">InsertImage</a>	Insert an image into a worksheet.
<a href="#">InsertRow</a>	Insert a new empty row.
<a href="#">IsWorkbookId</a>	Check, if Excel object is a workbook identifier.
<a href="#">IsWorkbookOpen</a>	Check, if a workbook is open.
<a href="#">IsWorkbookProtected</a>	Check, if a workbook is protected.
<a href="#">IsWorksheetEmpty</a>	Check, if a worksheet is empty.
<a href="#">IsWorksheetProtected</a>	Check, if a worksheet is content protected.
<a href="#">IsWorksheetVisible</a>	Check, if a worksheet is visible.
<a href="#">ListToCsvRow</a>	Return a list of column values as a CSV encoded row string.
<a href="#">MapWorksheetName</a>	Map the name of a worksheet to conform to Excel constraints.
<a href="#">MatlabFileToExcelFile</a>	Convert a Matlab table file to an Excel file.
<a href="#">MatlabFileToWorksheet</a>	Insert the data values of a Matlab file into a worksheet.
<a href="#">MatrixToClipboard</a>	Copy a matrix into the clipboard.
<a href="#">MatrixToCsvString</a>	Return a CSV encoded table string from a matrix list.
<a href="#">MediaWikiFileToExcelFile</a>	Convert a MediaWiki table file to an Excel file.
<a href="#">MediaWikiFileToWorksheet</a>	Insert the values of a MediaWiki table file into a worksheet.
<a href="#">Open</a>	Open an Excel instance. Use an already running instance, if available.
<a href="#">OpenNew</a>	Open a new Excel instance.
<a href="#">OpenWorkbook</a>	Open a workbook, i.e. load an Excel file.
<a href="#">PlaceChart</a>	Place an existing chart into a worksheet.
<a href="#">Quit</a>	Quit an Excel instance.
<a href="#">RawImageFileToExcelFile</a>	Convert a raw photo image file to an Excel file.
<a href="#">RawImageFileToWorksheet</a>	Insert the pixel values of a raw photo image into a worksheet.
<a href="#">ReadCsvFile</a>	Read a CSV table file into a matrix.
<a href="#">ReadMatlabFile</a>	Read a Matlab file into a matrix.
<a href="#">ReadMatlabHeader</a>	Read the header of a Matlab file.
<a href="#">ReadMediaWikiFile</a>	Read a MediaWiki table file into a matrix.
<a href="#">ReadRawImageFile</a>	Read a raw photo image into a matrix.
<a href="#">ReadRawImageHeader</a>	Read the header of a raw photo image.
<a href="#">ReadWikitFile</a>	Read a Wikit table file into a matrix.
<a href="#">ResizeChartObj</a>	Set the position and size of a chart object.

<b>CawtExcel Procedure</b>	<b>Short description</b>
<a href="#">SaveAs</a>	Save a workbook to an Excel file.
<a href="#">SaveAsCsv</a>	Save a worksheet to file in CSV format.
<a href="#">SaveChartObjAsImage</a>	Save a chart as an image in a file.
<a href="#">ScaleImage</a>	Scale an image.
<a href="#">ScreenUpdate</a>	Toggle the screen updating of an Excel application window.
<a href="#">Search</a>	Find a string in a worksheet cell range.
<a href="#">SelectAll</a>	Select all cells of a worksheet.
<a href="#">SelectCellByIndex</a>	Select a cell by its row/column index.
<a href="#">SelectRangeByIndex</a>	Select a range by specifying a numeric cell range.
<a href="#">SelectRangeByString</a>	Select a range by specifying an Excel range string in A1 notation.
<a href="#">SetCellValue</a>	Set the value of a cell.
<a href="#">SetChartMaxScale</a>	Set the maximum scale of an axis of a chart.
<a href="#">SetChartMinScale</a>	Set the minimum scale of an axis of a chart.
<a href="#">SetChartObjPosition</a>	Set the position of a chart object.
<a href="#">SetChartObjSize</a>	Set the size of a chart object.
<a href="#">SetChartScale</a>	Set the minimum and maximum scale of both axes of a chart.
<a href="#">SetChartSourceByIndex</a>	Set the cell range for the source of a chart.
<a href="#">SetChartTicks</a>	Set the tick spacing of an axis of a chart.
<a href="#">SetChartTitle</a>	Set the title of a chart.
<a href="#">SetColumnsWidth</a>	Set the width of a range of columns.
<a href="#">SetColumnValues</a>	Insert column values from a Tcl list.
<a href="#">SetColumnWidth</a>	Set the width of a column.
<a href="#">SetCommentDisplayMode</a>	Set the global display mode of comments.
<a href="#">SetCommentSize</a>	Set the shape size of a comment.
<a href="#">SetCsvSeparatorChar</a>	Set the column separator character.
<a href="#">SetHeaderRow</a>	Insert row values from a Tcl list and format as a header row.
<a href="#">SetHyperlink</a>	Insert a hyperlink into a cell.
<a href="#">SetHyperlinkToCell</a>	Insert a hyperlink to a cell into another cell.
<a href="#">SetHyperlinkToFile</a>	Insert a hyperlink to a file into a cell.
<a href="#">SetLinkToCell</a>	Insert an internal link to a cell into another cell.
<a href="#">SetListItemSeparator</a>	Set the list item separator used by Excel.
<a href="#">SetMatrixValues</a>	Insert matrix values into a worksheet.
<a href="#">SetNamedRange</a>	Set the name of a cell range.
<a href="#">SetRangeBorder</a>	Set the attributes of one border of a cell range.
<a href="#">SetRangeBorders</a>	Set the attributes of all borders of a cell range.
<a href="#">SetRangeComment</a>	Set the comment text of a cell range.
<a href="#">SetRangeFillColor</a>	Set the fill color of a cell range.
<a href="#">SetRangeFontAttributes</a>	Set the font attributes of a cell or character range.
<a href="#">SetRangeFontBold</a>	Set the bold font style of a cell range.
<a href="#">SetRangeFontItalic</a>	Set the italic font style of a cell range.
<a href="#">SetRangeFontName</a>	Set the font name of a cell or character range.
<a href="#">SetRangeFontSize</a>	Set the font size of a cell range.
<a href="#">SetRangeFontSubscript</a>	Set the subscript font style of a cell or character range.
<a href="#">SetRangeFontSuperscript</a>	Set the superscript font style of a cell or character range.
<a href="#">SetRangeFontUnderline</a>	Set the underline font style of a cell range.
<a href="#">SetRangeFormat</a>	Set the number format of a cell range.
<a href="#">SetRangeHorizontalAlignment</a>	Set the horizontal alignment of a cell range.
<a href="#">SetRangeMergeCells</a>	Merge/Unmerge a range of cells.
<a href="#">SetRangeTextColor</a>	Set the text color of a cell range.
<a href="#">SetRangeTooltip</a>	Set a selection based tooltip for a cell range.

<b>CawtExcel Procedure</b>	<b>Short description</b>
<a href="#">SetRangeValues</a>	Set range values from a matrix.
<a href="#">SetRangeVerticalAlignment</a>	Set the vertical alignment of a cell range.
<a href="#">SetRangeWrapText</a>	Set the text wrapping mode of a cell range.
<a href="#">SetRowHeight</a>	Set the height of a row.
<a href="#">SetRowsHeight</a>	Set the height of a range of rows.
<a href="#">SetRowValues</a>	Insert row values from a Tcl list.
<a href="#">SetSeriesAttributes</a>	Set the attributes of a series.
<a href="#">SetSeriesLineWidth</a>	Set the line width of a series.
<a href="#">SetTablelistHeader</a>	Insert header values into a tablelist.
<a href="#">SetTablelistValues</a>	Insert matrix values into a tablelist.
<a href="#">SetWindowState</a>	Set the window state of an Excel application.
<a href="#">SetWorksheetFitToPages</a>	Adjust a worksheet to fit onto given number of pages.
<a href="#">SetWorksheetFooter</a>	Set the texts of the footer of a worksheet.
<a href="#">SetWorksheetHeader</a>	Set the texts of the header of a worksheet.
<a href="#">SetWorksheetMargins</a>	Set the margins of a worksheet.
<a href="#">SetWorksheetName</a>	Set the name of a worksheet.
<a href="#">SetWorksheetOrientation</a>	Set the orientation of a worksheet.
<a href="#">SetWorksheetPaperSize</a>	Set the paper size of a worksheet.
<a href="#">SetWorksheetPrintOptions</a>	Set printing options of a worksheet.
<a href="#">SetWorksheetTabColor</a>	Set the color of the tab of a worksheet.
<a href="#">SetWorksheetZoom</a>	Set the zoom factor for printing of a worksheet.
<a href="#">ShowAlerts</a>	Toggle the display of Excel application alerts.
<a href="#">ShowCellByIndex</a>	Show a cell identified by its row/column index.
<a href="#">ShowWorksheet</a>	Show a worksheet.
<a href="#">TablelistToWorksheet</a>	Insert the values of a tablelist into a worksheet.
<a href="#">ToggleAutoFilter</a>	Toggle the AutoFilter switch of a cell range.
<a href="#">UnhideWorksheet</a>	Unhide a worksheet, if it is hidden.
<a href="#">UseImgTransparency</a>	Toggle usage of transparency channel of an image.
<a href="#">Visible</a>	Set or query the visibility of an Excel application window.
<a href="#">WikitFileToExcelFile</a>	Convert a Wikit table file to an Excel file.
<a href="#">WikitFileToWorksheet</a>	Insert the values of a Wikit table file into a worksheet.
<a href="#">WordTableToWorksheet</a>	Insert the values of a Word table into a worksheet.
<a href="#">WorksheetToClipboard</a>	Copy worksheet data into the clipboard.
<a href="#">WorksheetToHtmlFile</a>	Write the values of a worksheet into a HTML table file.
<a href="#">WorksheetToImg</a>	Put worksheet background colors into a photo image.
<a href="#">WorksheetToMatlabFile</a>	Insert the values of a worksheet into a Matlab file.
<a href="#">WorksheetToMediaWikiFile</a>	Insert the values of a worksheet into a MediaWiki table file.
<a href="#">WorksheetToRawImageFile</a>	Insert the values of a worksheet into a raw photo image file.
<a href="#">WorksheetToTablelist</a>	Insert the values of a worksheet into a tablelist.
<a href="#">WorksheetToWikitFile</a>	Insert the values of a worksheet into a Wikit table file.
<a href="#">WorksheetToWordTable</a>	Insert the values of a worksheet into a Word table.
<a href="#">WriteCsvFile</a>	Write the values of a matrix into a CSV file.
<a href="#">WriteHtmlFile</a>	Write the values of a matrix into a Html table file.
<a href="#">WriteMatlabFile</a>	Write the values of a matrix into a Matlab file.
<a href="#">WriteMediaWikiFile</a>	Write the values of a matrix into a MediaWiki table file.
<a href="#">WriteRawImageFile</a>	Write the values of a matrix into a raw photo image file.
<a href="#">WriteWikitFile</a>	Write the values of a matrix into a Wikit table file.

**Table 4: CawtExcel Reference**

## 2.5 CawtExplorer: Automation for Internet Explorer

The name of the controlled application is `InternetExplorer.Application`.

The procedures of package **CawtExplorer** are implemented in namespace `Explorer`. They provide functionality for the following domains:

Domain	Examples
Application handling	Open, Quit
URL navigation	Navigate, GoBack, GoHome

See the test programs `Explorer-*.tcl` for examples on how to use the procedures of this package.

Note: If running on Windows Vista or 7, you have to lower the security settings like follows:

```
Internet Options -> Security -> Trusted Sites      : Low
Internet Options -> Security -> Internet         : Medium + unchecked Enable Protected Mode
Internet Options -> Security -> Restricted Sites : unchecked Enable Protected Mode
```

The following table lists all procedures available in namespace `Explorer`.

CawtExplorer Procedure	Short description
<a href="#">FullScreen</a>	Toggle the fullscreen mode of an Internet Explorer application window.
<a href="#">Go</a>	Go to a specific page.
<a href="#">IsBusy</a>	Check, if an Internet Explorer instance is busy.
<a href="#">Navigate</a>	Navigate to a URL or local file.
<a href="#">Open</a>	Open an Internet Explorer instance.
<a href="#">OpenNew</a>	Open a new Internet Explorer instance.
<a href="#">Quit</a>	Quit an Internet Explorer instance.
<a href="#">Visible</a>	Toggle the visibility of an Internet Explorer application window.

Table 5: CawtExplorer Reference

## 2.6 CawtMatlab: Automation for MathWorks Matlab

The name of the controlled application is `Matlab.Application`.

The procedures of package **CawtMatlab** are implemented in namespace `Matlab`. They provide functionality for the following domains:

Domain	Examples
Application handling	Open, Quit
Command execution	ExecCmd

See the test programs `Matlab-*.tcl` for examples on how to use the procedures of this package.

The following table lists all procedures available in namespace `Matlab`.

CawtMatlab Procedure	Short description
<a href="#">ExecCmd</a>	Execute a Matlab command.
<a href="#">Open</a>	Open a Matlab instance.

CawtMatlab Procedure	Short description
<a href="#">OpenNew</a>	Open a new Matlab instance.
<a href="#">Quit</a>	Quit a Matlab instance.
<a href="#">Visible</a>	Toggle the visibility of a Matlab application window.

Table 6: CawtMatlab Reference

## 2.7 CawtOcr: Automation for Microsoft Document Imaging

The name of the controlled application is `MODI.Document`.

The procedures of package **CawtOcr** are implemented in namespace `Ocr`. They provide functionality for the following domains:

Domain	Examples
Application handling	<code>Open</code> , <code>Close</code>
Character recognition	<code>Scan</code> , <code>GetFullText</code> , <code>GetWord</code> , <code>GetWordStatistics</code>

See the test programs `Ocr-*.tcl` for examples on how to use the procedures of this package.

The following table lists all procedures available in namespace `Ocr`.

CawtOcr Procedure	Short description
<a href="#">Close</a>	Close an OCR document instance.
<a href="#">GetFullText</a>	Return the recognized text of an OCR layout.
<a href="#">GetNumImages</a>	Return the number of images of an OCR document.
<a href="#">GetNumWords</a>	Return the number of words identified in an OCR document.
<a href="#">GetWord</a>	Return the text of a recognized word.
<a href="#">GetWordStats</a>	Return statistics of a recognized word.
<a href="#">Open</a>	Open an OCR document instance.
<a href="#">OpenDocument</a>	Open an image file for OCR scanning.
<a href="#">Scan</a>	Scan an image.

Table 7: CawtOcr Reference

## 2.8 CawtOneNote: Automation for Microsoft OneNote

The name of the controlled application is `OneNote.Application`.

The procedures of package **CawtOneNote** are implemented in namespace `OneNote`. They provide functionality for the following domains:

Domain	Examples
Application handling	<code>Open</code> , <code>Quit</code> , <code>GetVersion</code>
Retrieving information	<code>GetNotebooks</code> , <code>GetSections</code> , <code>GetPages</code>

See the test programs `OneNote-*.tcl` for examples on how to use the procedures of this package.

The following table lists all procedures available in namespace `OneNote`.

CawtOneNote Procedure	Short description
<a href="#">FindNodeByName</a>	Get a specific node by name.
<a href="#">FindNotebook</a>	Get a specific notebook by name.
<a href="#">FindPage</a>	Get a specific page by name.
<a href="#">FindSection</a>	Get a specific section by name.
<a href="#">GetApplicationId</a>	Get the application identifier of a OneNote object.
<a href="#">GetDomId</a>	Get the DOM identifier of a OneNote object.
<a href="#">GetDomRoot</a>	Get the DOM root of a OneNote object.
<a href="#">GetEnum</a>	Get numeric value of an enumeration.
<a href="#">GetEnumName</a>	Get name of a given enumeration type and numeric value.
<a href="#">GetEnumNames</a>	Get names of a given enumeration type.
<a href="#">GetEnumTypes</a>	Get available enumeration types.
<a href="#">GetEnumVal</a>	Get numeric value of an enumeration name.
<a href="#">GetExtString</a>	Return the default extension of a OneNote file.
<a href="#">GetLastModified</a>	Get nodes with specific modification date.
<a href="#">GetNodeAttribute</a>	Get attribute value of a DOM node.
<a href="#">GetNodeHyperLink</a>	Get hyperlink to OneNote node.
<a href="#">GetNodeName</a>	Get value of node attribute name.
<a href="#">GetNodesByType</a>	Get nodes of specific type.
<a href="#">GetNodeType</a>	Get type of a DOM node.
<a href="#">GetNotebooks</a>	Get the notebooks of a OneNote object.
<a href="#">GetPageContent</a>	Get page content as XML.
<a href="#">GetPages</a>	Get the pages of a OneNote section.
<a href="#">GetSections</a>	Get the sections of a OneNote notebook.
<a href="#">GetVersion</a>	Return the version of a OneNote application.
<a href="#">IsNodeType</a>	Check, if node is of specific type.
<a href="#">Open</a>	Open a OneNote instance.
<a href="#">PrintPage</a>	Print page content as XML to standard output.
<a href="#">Quit</a>	Quit a OneNote instance.

Table 8: CawtOneNote Reference

## 2.9 CawtOutlook: Automation for Microsoft Outlook

The name of the controlled application is `Outlook.Application`.

The procedures of package **CawtOutlook** are implemented in namespace `Outlook`. They provide functionality for the following domains:

Domain	Examples
Application handling	<code>Open</code> , <code>Quit</code> , <code>GetVersion</code>
Account handling	<code>GetAccountId</code> , <code>GetAccountSmtpAddresses</code>
Mail handling	<code>CreateMail</code> , <code>CreateHtmlMail</code> , <code>SendMail</code>
Calendar handling	<code>AddCalendar</code> , <code>DeleteCalendar</code> , <code>GetCalendarId</code>
Category handling	<code>AddCategory</code> , <code>DeleteCategory</code> , <code>GetCategoryId</code>
Contact handling	<code>AddContact</code> , <code>GetContactProperties</code>
Appointment handling	<code>AddAppointment</code> , <code>DeleteAppointment</code>
Holiday file handling	<code>ReadHolidayFile</code> , <code>ApplyHolidayFile</code>

Namespace `Outlook` has an internal namespace `Enum` with procedures for all enumeration types of this package. The procedure names correspond to the name of the enumeration type and return a list of enumeration names and values. See the reference manual for a list of all enumeration types.

**Example:**

```

proc OlAlignment {} {
    # olAlignmentLeft - 0
    # olAlignmentRight - 1
    return { olAlignmentLeft 0 olAlignmentRight 1 }
}

```

The commands are grouped and implemented in the following modules:

Implementation file	Description
outlookConst.tcl	All Outlook enumeration types.
outlookBasic.tcl	Basic Outlook commands.
outlookCalendar.tcl	Outlook calendar commands.
outlookColor.tcl	Outlook commands related to color handling.
outlookContact.tcl	Outlook contact commands.
outlookAccount.tcl	Outlook account commands.
outlookMail.tcl	Outlook mail commands.

See the test programs *Outlook-\*.tcl* for examples on how to use the procedures of this package.

**Note:** The Outlook test programs send test mails and modify the Outlook calendar.

The following table lists all procedures available in namespace `Outlook`.

CawtOutlook Procedure	Short description
<a href="#">AddAppointment</a>	Create a new appointment in an Outlook calendar.
<a href="#">AddCalendar</a>	Add a new Outlook calendar.
<a href="#">AddCategory</a>	Add a new category to the Outlook categories.
<a href="#">AddContact</a>	Create a new contact in an Outlook contact folder.
<a href="#">AddContactFolder</a>	Add a new Outlook contact folder.
<a href="#">AddHolidayAppointment</a>	Create a new appointment in an Outlook calendar.
<a href="#">ApplyHolidayFile</a>	Read an Outlook holiday file and insert appointments.
<a href="#">CreateHtmlMail</a>	Create a new Outlook HTML mail.
<a href="#">CreateMail</a>	Create a new Outlook text mail.
<a href="#">DeleteAppointmentByIndex</a>	Delete an appointment of an Outlook calendar by its index.
<a href="#">DeleteCalendar</a>	Delete an Outlook calendar.
<a href="#">DeleteCategory</a>	Delete an Outlook category.
<a href="#">DeleteContactByIndex</a>	Delete a contact of an Outlook contact folder by its index.
<a href="#">DeleteContactFolder</a>	Delete an Outlook contact folder.
<a href="#">GetAccountId</a>	Get an account by its index or SMTP address.
<a href="#">GetAccountSmtpAddresses</a>	Get a list of account SMTP addresses.
<a href="#">GetAppointmentByIndex</a>	Get an appointment of an Outlook calendar by its index.
<a href="#">GetAppointmentProperties</a>	Get properties of an Outlook appointment.
<a href="#">GetCalendarId</a>	Get an Outlook calendar by its name.
<a href="#">GetCalendarNames</a>	Get a list of Outlook calendar names.
<a href="#">GetCategoryColor</a>	Convert a category color enumeration or name
<a href="#">GetCategoryColorEnum</a>	Convert a category color enumeration or name into a color enumeration.
<a href="#">GetCategoryColorName</a>	Convert a category color enumeration into a category color name.
<a href="#">GetCategoryColorNames</a>	Get all category color names.

CawtOutlook Procedure	Short description
<a href="#">GetCategoryId</a>	Get a category by its index or name.
<a href="#">GetCategoryNames</a>	Get a list of category names.
<a href="#">GetContactByIndex</a>	Get a contact of an Outlook contact folder by its index.
<a href="#">GetContactFolderId</a>	Get an Outlook contact folder by its name.
<a href="#">GetContactFolderNames</a>	Get a list of Outlook contact folder names.
<a href="#">GetContactProperties</a>	Get property values of an Outlook contact.
<a href="#">GetContactReadOnlyPropertyNames</a>	Get a list of Outlook contact read-only property names.
<a href="#">GetContactReadWritePropertyNames</a>	Get a list of Outlook contact read-write property names.
<a href="#">GetEnum</a>	Get numeric value of an enumeration.
<a href="#">GetEnumName</a>	Get name of a given enumeration type and numeric value.
<a href="#">GetEnumNames</a>	Get names of a given enumeration type.
<a href="#">GetEnumTypes</a>	Get available enumeration types.
<a href="#">GetEnumVal</a>	Get numeric value of an enumeration name.
<a href="#">GetFoldersRecursive</a>	Get all Outlook folders of a specific type.
<a href="#">GetMailIds</a>	Get a list of mail identifiers.
<a href="#">GetMailSubjects</a>	Get a list of mail subjects.
<a href="#">GetNumAccounts</a>	Get the number of Outlook accounts.
<a href="#">GetNumAppointments</a>	Get the number of appointments in an Outlook calendar.
<a href="#">GetNumCalendars</a>	Get the number of Outlook calendars.
<a href="#">GetNumCategories</a>	Get the number of Outlook categories.
<a href="#">GetNumContactFolders</a>	Get the number of Outlook contact folders.
<a href="#">GetNumContacts</a>	Get the number of contacts in an Outlook contact folder.
<a href="#">GetVersion</a>	Get the version of an Outlook application.
<a href="#">HaveCalendar</a>	Check, if an Outlook calendar exists.
<a href="#">HaveCategory</a>	Check, if a category already exists.
<a href="#">HaveContactFolder</a>	Check, if an Outlook contact folder exists.
<a href="#">Open</a>	Open an Outlook instance.
<a href="#">Quit</a>	Quit an Outlook instance.
<a href="#">ReadHolidayFile</a>	Read an Outlook holiday file.
<a href="#">SendMail</a>	Send an Outlook mail.
<a href="#">SetContactProperties</a>	Set property values of an Outlook contact.

Table 9: CawtOutlook Reference

## 2.10 CawtPpt: Automation for Microsoft PowerPoint

The name of the controlled application is `PowerPoint.Application`.

The procedures of package **CawtPpt** are implemented in namespace `Ppt`. They provide functionality for the following domains:

Domain	Examples
Application handling	<code>Open</code> , <code>Quit</code> , <code>GetVersion</code>
Presentation handling	<code>OpenPres</code> , <code>AddPres</code> , <code>SaveAs</code> , <code>Close</code>
Slide handling	<code>AddSlide</code> , <code>CopySlide</code> , <code>ShowSlide</code> , <code>ExportSlide</code>
SlideShow handling	<code>UseSlideShow</code> , <code>SlideShowFirst</code> , <code>SlideShowNext</code>
Shape handling	<code>AddShape</code> , <code>ConfigureShape</code> , <code>ConnectShapes</code>

Custom layout handling	GetNumCustomLayouts, GetCustomLayoutName
------------------------	--

Namespace `Ppt` has an internal namespace `Enum` with procedures for all enumeration types of this package. The procedure names correspond to the name of the enumeration type and return a list of enumeration names and values. See the reference manual for a list of all enumeration types.

**Example:**

```
proc PpArrangeStyle {} {
    # ppArrangeCascade - 2
    # ppArrangeTiled - 1
    return { ppArrangeCascade 2 ppArrangeTiled 1 }
}
```

See the test programs `Ppt-*.tcl` for examples on how to use the procedures of this package.

The following table lists all procedures available in namespace `Ppt`.

CawtPpt Procedure	Short description
<a href="#">AddPres</a>	Add a new empty presentation.
<a href="#">AddShape</a>	Add a new shape to a slide.
<a href="#">AddSlide</a>	Add a new slide to a presentation.
<a href="#">AddTextbox</a>	Add a text box into a slide.
<a href="#">AddTextboxText</a>	Add a text string to a text box.
<a href="#">CheckCreateVideoStatus</a>	Check video creation status.
<a href="#">Close</a>	Close a presentation without saving changes.
<a href="#">CloseAll</a>	Close all presentations of a PowerPoint instance.
<a href="#">ConfigureConnector</a>	Configure a connector.
<a href="#">ConfigureShape</a>	Configure a shape.
<a href="#">ConnectShapes</a>	Add a new connector connecting two shapes.
<a href="#">CopySlide</a>	Make a copy of a slide.
<a href="#">CreateVideo</a>	Create a video from a presentation.
<a href="#">ExitSlideShow</a>	Exit specified slide show.
<a href="#">ExportPptFile</a>	Export a PowerPoint file to an image sequence.
<a href="#">ExportSlide</a>	Export a slide as an image.
<a href="#">ExportSlides</a>	Export a range of slides as image files.
<a href="#">GetActivePres</a>	Return the active presentation of an application.
<a href="#">GetCommentKeyLeftPosition</a>	Return the left position of a comment with specific key.
<a href="#">GetCommentKeyPosition</a>	Return the top-left position of a comment with specific key.
<a href="#">GetCommentKeyTopPosition</a>	Return the top position of a comment with specific key.
<a href="#">GetCommentKeyValue</a>	Return the value of a key stored in a comment.
<a href="#">GetComments</a>	Get the comment texts of a slide as a Tcl list.
<a href="#">GetCreateVideoStatus</a>	Get video creation status.
<a href="#">GetCurrentSlideIndex</a>	Return the current slide index of a presentation.
<a href="#">GetCustomLayoutId</a>	Get a custom layout by its index or name.
<a href="#">GetCustomLayoutName</a>	Return the name of a custom layout.
<a href="#">GetEnum</a>	Get numeric value of an enumeration.
<a href="#">GetEnumName</a>	Get name of a given enumeration type and numeric value.
<a href="#">GetEnumNames</a>	Get names of a given enumeration type.
<a href="#">GetEnumTypes</a>	Get available enumeration types.
<a href="#">GetEnumVal</a>	Get numeric value of an enumeration name.
<a href="#">GetExtString</a>	Return the default extension of a PowerPoint file.
<a href="#">GetNumComments</a>	Return the number of comments of a slide.
<a href="#">GetNumCustomLayouts</a>	Return the number of custom layouts of a presentation.
<a href="#">GetNumShapes</a>	Return the number of shapes of a slide.

<b>CawtPpt Procedure</b>	<b>Short description</b>
<a href="#">GetNumSites</a>	Return the number of sites of a shape.
<a href="#">GetNumSlideImages</a>	Return the number of images of a slide.
<a href="#">GetNumSlides</a>	Return the number of slides of a presentation.
<a href="#">GetNumSlideShows</a>	Return the number of slide shows of a presentation.
<a href="#">GetNumSlideVideos</a>	Return the number of videos of a slide.
<a href="#">GetPptImageFormat</a>	Get PowerPoint image format from Img format.
<a href="#">GetPresImages</a>	Get the images of a presentation.
<a href="#">GetPresPageHeight</a>	Get the page height of a presentation.
<a href="#">GetPresPageWidth</a>	Get the page width of a presentation.
<a href="#">GetPresVideos</a>	Get the videos of a presentation.
<a href="#">GetShapeId</a>	Get shape identifier from shape index.
<a href="#">GetShapeMediaType</a>	Return the media type of a shape.
<a href="#">GetShapeName</a>	Return the name of a shape.
<a href="#">GetShapeType</a>	Return the type of a shape.
<a href="#">GetSlideId</a>	Get slide identifier from slide index.
<a href="#">GetSlideIdByName</a>	Find a slide by its name.
<a href="#">GetSlideImages</a>	Get the images of a slide.
<a href="#">GetSlideIndex</a>	Return the index of a slide.
<a href="#">GetSlideName</a>	Return the name of a slide.
<a href="#">GetSlideVideos</a>	Get the videos of a slide.
<a href="#">GetSupportedImageFormats</a>	Get the image formats supported by PowerPoint.
<a href="#">GetTemplateExtString</a>	Return the default extension of a PowerPoint template file.
<a href="#">GetVersion</a>	Return the version of a PowerPoint application.
<a href="#">GetViewType</a>	Return the view type of a presentation.
<a href="#">InsertImage</a>	Insert an image into a slide.
<a href="#">InsertVideo</a>	Insert a video into a slide.
<a href="#">IsImageFormatSupported</a>	Check, if the image format is supported by PowerPoint.
<a href="#">IsValidPresId</a>	Check, if a presentation identifier is valid.
<a href="#">MoveSlide</a>	Move a slide to another position.
<a href="#">Open</a>	Open a PowerPoint instance. Use an already running instance, if available.
<a href="#">OpenNew</a>	Open a new PowerPoint instance.
<a href="#">OpenPres</a>	Open a presentation, i.e. load a PowerPoint file.
<a href="#">Quit</a>	Quit a PowerPoint instance.
<a href="#">SaveAs</a>	Save a presentation to a PowerPoint file.
<a href="#">SetHyperlinkToSlide</a>	Create a hyperlink from a shape to a slide.
<a href="#">SetMediaPlaySettings</a>	Set the play settings of a media (audio or video).
<a href="#">SetPresPageSetup</a>	Set the page size of a presentation.
<a href="#">SetShapeName</a>	Set the name of a shape.
<a href="#">SetSlideName</a>	Set the name of a worksheet.
<a href="#">SetSlideShowTransition</a>	Set transition attributes of a slide.
<a href="#">SetTextboxFontSize</a>	Set the font size of the text in a text box.
<a href="#">SetViewType</a>	Set the view type of a presentation.
<a href="#">ShowAlerts</a>	Toggle the display of PowerPoint application alerts.
<a href="#">ShowSlide</a>	Show a specific slide.
<a href="#">SlideShowFirst</a>	Go to first slide in slide show.
<a href="#">SlideShowLast</a>	Go to last slide in slide show.
<a href="#">SlideShowNext</a>	Go to next slide in slide show.
<a href="#">SlideShowPrev</a>	Go to previous slide in slide show.
<a href="#">UseSlideShow</a>	Use specified slide show.
<a href="#">Visible</a>	Toggle the visibility of a PowerPoint application window.

**Table 10: CawtPpt Reference**

## 2.11 CawtReader: Automation for Acrobat Reader

**Note:** Acrobat Reader is currently not controlled by the COM interface, but uses the program command line options.

The procedures of package **CawtReader** are implemented in namespace `Reader`. They provide functionality for the following domains:

Domain	Examples
Application handling	<code>Open</code> , <code>OpenNew</code> , <code>Quit</code> , <code>SetReaderProg</code>

See the test programs `Reader-*.tcl` for examples on how to use the procedures of this package.

The following table lists all procedures available in namespace `Reader`.

CawtReader Procedure	Short description
<a href="#">Open</a>	Open an Acrobat Reader instance.
<a href="#">OpenNew</a>	Open a new Acrobat Reader instance.
<a href="#">Quit</a>	Quit all Acrobat Reader instances.
<a href="#">SetReaderProg</a>	Set the path to Acrobat Reader program.

**Table 11: CawtReader Reference**

## 2.12 CawtSapi: Automation for Microsoft Speech API

The name of the controlled application is `sapi.SpVoice`.

The procedures of package **CawtSapi** are implemented in namespace `Sapi`. They provide functionality for the following domains:

Domain	Examples
Application handling	<code>Open</code>
Voice handling	<code>GetVoiceByName</code> , <code>GetVoiceNames</code> , <code>SetVoice</code>
Speaking	<code>SetSpeakOptions</code> , <code>Speak</code>

See the test programs `Sapi-*.tcl` for examples on how to use the procedures of this package.

The following table lists all procedures available in namespace `Sapi`.

CawtSapi Procedure	Short description
<a href="#">GetEnum</a>	Get numeric value of an enumeration.
<a href="#">GetEnumName</a>	Get name of a given enumeration type and numeric value.
<a href="#">GetEnumNames</a>	Get names of a given enumeration type.
<a href="#">GetEnumTypes</a>	Get available enumeration types.
<a href="#">GetEnumVal</a>	Get numeric value of an enumeration name.
<a href="#">GetSpeakOptions</a>	Get speak options.
<a href="#">GetVoiceByName</a>	Get a voice identifier by specifying its name.
<a href="#">GetVoiceNames</a>	Get a list of voice names.
<a href="#">Open</a>	Open a SAPI object instance.
<a href="#">SetSpeakOptions</a>	Set speak options.
<a href="#">SetVoice</a>	Set the voice for speaking.
<a href="#">Speak</a>	Speak a sentence.

Table 12: CawtSapi Reference

## 2.13 CawtWord: Automation for Microsoft Word

The name of the controlled application is `Word.Application`.

The procedures of package **CawtWord** are implemented in namespace `Word`. They provide functionality for the following domains:

Domain	Examples
Application handling	<code>Open, Quit, GetVersion</code>
Document handling	<code>OpenDocument, AddDocument, SaveAs, Close</code>
Table handling	<code>AddTable, GetNumRows, SetCellValue, GetCellValue</code>
Text handling	<code>AddParagraph, AppendText, AddText</code>
Range handling	<code>GetStartRange, GetRangeStartIndex, ExtendRange</code>
Search/Replace functionality	<code>FindString, ReplaceString, ReplaceByProc, Search</code>
Formatting functionality	<code>SetRangeFontBold, SetRangeBackgroundColor</code>
Caption handling	<code>InsertCaption, ConfigureCaption</code>
Bookmark handling	<code>AddBookmark, GetBookmarkName, SetLinkToBookmark</code>
Hyperlink handling	<code>GetHyperlinksAsDict, GetNumHyperlinks</code>
List handling	<code>GetListGalleryId, GetListTemplateId, InsertList</code>

Namespace `Word` has an internal namespace `Enum` with procedures for all enumeration types of this package. The procedure names correspond to the name of the enumeration type and return a list of enumeration names and values. See the reference manual for a list of all enumeration types.

### Example:

```
proc WdBookmarkSortBy {} {
    # wdSortByLocation - 1
    # wdSortByName - 0
    return { wdSortByLocation 1 wdSortByName 0 }
}
```

See the test programs `Word-*.tcl` for examples on how to use the procedures of this package.

The following table lists all procedures available in namespace `Word`.

CawtWord Procedure	Short description
<a href="#">AddBookmark</a>	Add a bookmark to a text range.
<a href="#">AddContentControl</a>	Add a content control to a text range.
<a href="#">AddDocument</a>	Add a new empty document to a Word instance.
<a href="#">AddImageTable</a>	Add a new table and fill the cells with images.
<a href="#">AddPageBreak</a>	Add a page break to a text range.
<a href="#">AddParagraph</a>	Add a new paragraph to a document.
<a href="#">AddRow</a>	Add one or more rows to a table.
<a href="#">AddTable</a>	Add a new table in a text range.
<a href="#">AddText</a>	Add text to a Word document.
<a href="#">AppendParagraph</a>	Append a paragraph at the end of the document.
<a href="#">AppendText</a>	Append text to a Word document.
<a href="#">Close</a>	Close a document without saving changes.
<a href="#">CollapseRange</a>	Collapse a text range to the start or end position.

<b>CawtWord Procedure</b>	<b>Short description</b>
<a href="#">ConfigureCaption</a>	Configure style of a caption type identified by its label identifier.
<a href="#">CopyRange</a>	Copy the contents of a range into another range.
<a href="#">CountWords</a>	Count words contained in a Word document.
<a href="#">CreateRange</a>	Create a new text range.
<a href="#">CreateRangeAfter</a>	Create a new text range after specified range.
<a href="#">CropImage</a>	Crop an image at the four borders.
<a href="#">DeleteRow</a>	Delete a row of a table.
<a href="#">DeleteSubdocumentLinks</a>	Delete all subdocument links from a Word document.
<a href="#">DeleteTable</a>	Delete a table.
<a href="#">DiffWordFiles</a>	Compare two Word files visually.
<a href="#">ExpandSubdocuments</a>	Expand all subdocuments in a Word document.
<a href="#">ExtendRange</a>	Extend the range indices of a text range.
<a href="#">FindString</a>	Find a string in a text range or a document.
<a href="#">FormatHeaderRow</a>	Format a row as a header row.
<a href="#">GetBookmarkName</a>	Get the name of a bookmark.
<a href="#">GetBookmarkNames</a>	Get the names of all bookmarks of a document.
<a href="#">GetCellRange</a>	Return a cell or cells of a Word table as a range.
<a href="#">GetCellValue</a>	Return the value of a Word table cell.
<a href="#">GetColumnRange</a>	Return a column of a Word table as a selection.
<a href="#">GetColumnValues</a>	Return column values of a Word table as a Tcl list.
<a href="#">GetCompatibilityMode</a>	Return the compatibility version of a Word application.
<a href="#">GetCrossReferenceItems</a>	Get all cross reference items of a given type.
<a href="#">GetDocumentId</a>	Get the document identifier of a Word component.
<a href="#">GetDocumentIdByIndex</a>	Find a document by its index.
<a href="#">GetDocumentName</a>	Get the name of a document.
<a href="#">GetEndRange</a>	Return the text range representing the end of the document.
<a href="#">GetEnum</a>	Get numeric value of an enumeration.
<a href="#">GetEnumName</a>	Get name of a given enumeration type and numeric value.
<a href="#">GetEnumNames</a>	Get names of a given enumeration type.
<a href="#">GetEnumTypes</a>	Get available enumeration types.
<a href="#">GetEnumVal</a>	Get numeric value of an enumeration name.
<a href="#">GetExtString</a>	Return the default extension of a Word file.
<a href="#">GetFooterText</a>	Get the text of the document footer.
<a href="#">GetHeaderText</a>	Get the text of the document header.
<a href="#">GetHeadingRanges</a>	Get the ranges of a specific heading level.
<a href="#">GetHeadingsAsDict</a>	Get a dictionary with headings of a document.
<a href="#">GetHyperlinksAsDict</a>	Get a dictionary with hyperlinks of a document.
<a href="#">GetImageId</a>	Find an image by its index or name.
<a href="#">GetImageList</a>	Get a list of images of a Word document.
<a href="#">GetImageName</a>	Return the name of an image.
<a href="#">GetListGalleryId</a>	Get one of the 3 predefined list galleries.
<a href="#">GetListTemplateId</a>	Get one of the 7 predefined list templates.
<a href="#">GetMatrixValues</a>	Return table values as a matrix.
<a href="#">GetNumCharacters</a>	Return the number of characters in a Word document.
<a href="#">GetNumColumns</a>	Return the number of columns of a Word table.
<a href="#">GetNumDocuments</a>	Return the number of documents in a Word application.
<a href="#">GetNumHyperlinks</a>	Return the number of hyperlinks of a Word document.
<a href="#">GetNumImages</a>	Return the number of images of a Word document.
<a href="#">GetNumPages</a>	Return the number of pages in a Word document.
<a href="#">GetNumRows</a>	Return the number of rows of a Word table.

<b>CawtWord Procedure</b>	<b>Short description</b>
<a href="#">GetNumSubdocuments</a>	Return the number of subdocuments in a Word document.
<a href="#">GetNumTables</a>	Return the number of tables of a Word document.
<a href="#">GetPageSetup</a>	Get page setup values.
<a href="#">GetRangeEndIndex</a>	Return the end index of a text range.
<a href="#">GetRangeFont</a>	Get font specific parameters.
<a href="#">GetRangeInformation</a>	Get information about a text range.
<a href="#">GetRangeScreenPos</a>	Return the screen position of a text range.
<a href="#">GetRangeStartIndex</a>	Return the start index of a text range.
<a href="#">GetRangeText</a>	Return the text of a text range.
<a href="#">GetRowId</a>	Return identifier of a Word table row.
<a href="#">GetRowRange</a>	Return rows of a Word table as a range.
<a href="#">GetRowValues</a>	Return row values of a Word table as a Tcl list.
<a href="#">GetSelectionRange</a>	Return the text range representing the current selection.
<a href="#">GetStartRange</a>	Return a text range representing the start of the document.
<a href="#">GetSubdocumentPath</a>	Return the file path of a subdocument.
<a href="#">GetTableIdByIndex</a>	Find a table by its index.
<a href="#">GetTableIdByName</a>	Find table(s) by its name.
<a href="#">GetTableName</a>	Return the name of a table.
<a href="#">GetVersion</a>	Return the version of a Word application.
<a href="#">InsertCaption</a>	Insert a caption into a range of a document.
<a href="#">InsertFile</a>	Insert a file into a Word document.
<a href="#">InsertImage</a>	Insert an image into a range of a document.
<a href="#">InsertList</a>	Insert a Word list.
<a href="#">InsertText</a>	Insert text in a Word document.
<a href="#">IsInlineShape</a>	Check, if a Word object is an InlineShape.
<a href="#">IsValidCell</a>	Check, if a Word table cell is valid.
<a href="#">IsVisible</a>	Check the visibility of a Word application window.
<a href="#">MergeCells</a>	Merge a range of cells.
<a href="#">Open</a>	Open a Word instance. Use an already running instance, if available.
<a href="#">OpenDocument</a>	Open a document, i.e. load a Word file.
<a href="#">OpenNew</a>	Open a new Word instance.
<a href="#">PrintHeadingDict</a>	Print the contents of a heading dictionary onto stdout.
<a href="#">PrintHyperlinkDict</a>	Print the contents of a hyperlink dictionary onto stdout.
<a href="#">PrintRange</a>	Print the indices of a text range.
<a href="#">Quit</a>	Quit a Word instance.
<a href="#">ReplaceByProc</a>	Replace a string in a text range. Procedural case.
<a href="#">ReplaceImage</a>	Replace an existing image.
<a href="#">ReplaceString</a>	Replace a string in a text range or a document. Simple case.
<a href="#">SaveAs</a>	Save a document to a Word file.
<a href="#">SaveAsPdf</a>	Save a document to a PDF file.
<a href="#">ScaleImage</a>	Scale an image.
<a href="#">ScreenUpdate</a>	Toggle the screen updating of a Word application window.
<a href="#">Search</a>	Search or replace a string in a text range or a document. Generic case.
<a href="#">SelectRange</a>	Select a text range.
<a href="#">SetCellValue</a>	Set the value of a Word table cell.
<a href="#">SetCellVerticalAlignment</a>	Set the vertical alignment of a Word table cell.
<a href="#">SetColumnsWidth</a>	Set the width of a range of table columns.

<b>CawtWord Procedure</b>	<b>Short description</b>
<a href="#">SetColumnValues</a>	Insert column values into a Word table.
<a href="#">SetColumnWidth</a>	Set the width of a table column.
<a href="#">SetCompatibilityMode</a>	Set the compatibility mode of a document.
<a href="#">SetContentControlDropdown</a>	Set the values for a content control dropdown list.
<a href="#">SetContentControlText</a>	Set the text of a content control.
<a href="#">SetHeaderRow</a>	Insert row values into a Word table and format as a header row.
<a href="#">SetHeadingFormat</a>	Set the HeadingFormat flag of table rows.
<a href="#">SetHyperlink</a>	Insert an external hyperlink into a Word document.
<a href="#">SetHyperlinkToFile</a>	Insert a hyperlink to a file into a Word document.
<a href="#">SetImageName</a>	Set the name of an image.
<a href="#">SetInternalHyperlink</a>	Insert an internal hyperlink into a Word document.
<a href="#">SetLinkToBookmark</a>	Insert an internal link to a bookmark into a Word document.
<a href="#">SetMatrixValues</a>	Insert matrix values into a Word table.
<a href="#">SetPageSetup</a>	Set page setup values.
<a href="#">SetRangeBackgroundColor</a>	Set the background color of a table cell range.
<a href="#">SetRangeBackgroundColorByEnum</a>	Set the background color of a table cell range.
<a href="#">SetRangeEndIndex</a>	Set the end index of a text range.
<a href="#">SetRangeFont</a>	Set font specific parameters.
<a href="#">SetRangeFontBackgroundColor</a>	Set the background color of a text range.
<a href="#">SetRangeFontBold</a>	Toggle the bold font style of a text range.
<a href="#">SetRangeFontColor</a>	Set the text color of a text range.
<a href="#">SetRangeFontItalic</a>	Toggle the italic font style of a text range.
<a href="#">SetRangeFontName</a>	Set the font name of a text range.
<a href="#">SetRangeFontSize</a>	Set the font size of a text range.
<a href="#">SetRangeFontUnderline</a>	Toggle the underline font style of a text range.
<a href="#">SetRangeHighlightColorByEnum</a>	Set the highlight color of a text range.
<a href="#">SetRangeHorizontalAlignment</a>	Set the horizontal alignment of a text range.
<a href="#">SetRangeMergeCells</a>	Merge a range of cells.
<a href="#">SetRangeStartIndex</a>	Set the start index of a text range.
<a href="#">SetRangeStyle</a>	Set the style of a text range.
<a href="#">SetRowHeight</a>	Set the height of a table row.
<a href="#">SetRowValues</a>	Insert row values from a Tcl list.
<a href="#">SetTableAlignment</a>	Set the alignment of a Word table.
<a href="#">SetTableBorderStyle</a>	Set the border line styles of a Word table or cell range.
<a href="#">SetTableBorderLineWidth</a>	Set the border line widths of a Word table or cell range.
<a href="#">SetTableName</a>	Set the name of a table.
<a href="#">SetTableOptions</a>	Set miscellaneous table options.
<a href="#">SetTableVerticalAlignment</a>	Set the vertical alignment of all Word table cells.
<a href="#">SetViewParameters</a>	Set view parameters of a document.
<a href="#">ShowAlerts</a>	Toggle the display of Word application alerts.
<a href="#">ToggleSpellCheck</a>	Toggle checking of grammatical and spelling errors.
<a href="#">TrimString</a>	Trim a string.
<a href="#">UpdateFields</a>	Update all fields as well as tables of content and figures of a document.
<a href="#">Visible</a>	Toggle the visibility of a Word application window.

Table 13: CawtWord Reference

## 3 Miscellaneous CAWT information

This chapter contains miscellaneous information about **CAWT**.

### 3.1 License information

The CAWT package is copyrighted by Paul Obermeier and distributed under the 3-clause BSD license. See file `CAWT-License.txt` in the CAWT distribution for the license text.

CAWT relies on several other Tcl packages. See the table in chapter 1.2 for links to these packages to get their license information.

## 4 CAWT applications

CAWT includes the following scripts, which can be used as standalone applications:

- EnumExplorer.tcl
- OneNoteInfo.tcl
- Word2Pdf.tcl
- WordAbbrCheck.tcl

### 4.1 Application EnumExplorer.tcl

The application `EnumExplorer.tcl` can be used to explore the common Office enumerations as well as the enumerations of the Office applications Excel, OneNote, Outlook, PowerPoint, Sapi and Word.

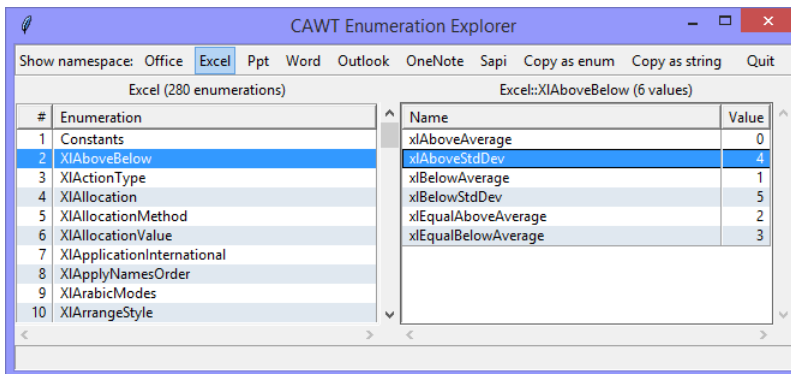


Figure 10: Screenshot of EnumExplorer.tcl

If started with option `--help`, it prints out a usage message:

```
> tclsh EnumExplorer.tcl --help
```

```
Usage: EnumExplorer.tcl [Namespace]
```

Start enumeration explorer and display specified namespace.

If no namespace is given, the first namespace in this list is used:

```
Office Excel Ppt Word Outlook OneNote Sapi
```

Pressing the "Copy as enum" button or the "C" key copies the currently selected enumeration as Tcl variable to the clipboard.

```
Example: $Excel::xIAboveStdDev
```

Pressing the "Copy as string" button or the "c" key copies the currently selected enumeration name to the clipboard.

```
Example: xIAboveStdDev
```

### 4.2 Application OneNoteInfo.tcl

The application `OneNoteInfo.tcl` can be used to either retrieve information about OneNote notebooks, sections or pages as well as send Outlook mails about changed pages.

If started with option `--help`, it prints out a usage message:

```
> tclsh OneNoteInfo.tcl --help
```

Usage: OneNoteInfo.tcl [Options]

Utility program to retrieve information from OneNote.

Actions:

```
--help           : Print help message and exit.
--print          : Print information about notebooks, sections or pages to stdout.
                  If no other option is given, print a list of all notebook names.
                  If --notebook is given, print all section names of that notebook.
                  If --section and --notebook are given, print all page names of
                  that section.
--check          : Find recently changed pages.
                  Use options --days and --mail to change default behaviour.
                  Default is: Look back 1 days. Print found page names to stdout.
```

Options:

```
--notebook <string>: Check or print specified notebook.
--section <string>  : Check or print specified section.
--page <string>     : Check or print specified page.
--xml <string>      : Print information in OneNote XML format.
--days <int>       : Specify number of days for recently changed pages.
--mail <string>     : Send list of recently changed pages via Outlook mail.
                  If given string is a valid file name, scan that file
                  for mail addresses. Each line must contain key
                  "always" or "option" followed by a mail address.
                  Otherwise the string is expected to be a mail address.
--test              : Build Outlook mail, but do not send. Use for testing.
```

**Example:** Find all pages changed in the last 20 days and send that information via Outlook HTML mail to a list of defined users. The table of changed pages contains links to the corresponding notebooks, sections and pages.

```
> tclsh OneNoteInfo.tcl --check --days 20 --notebook CAWT --mail OneNoteMailList.txt
```

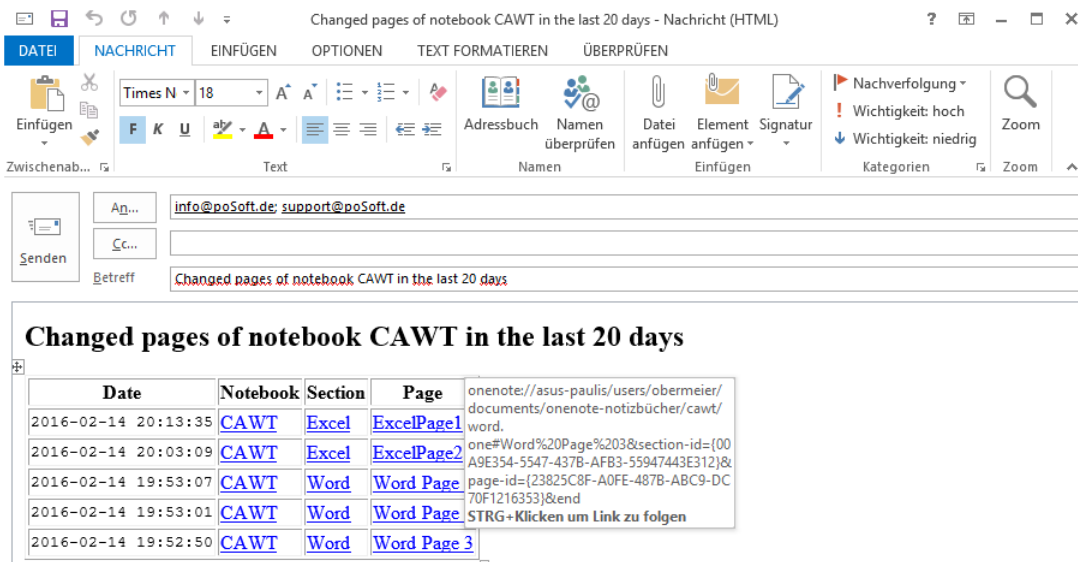


Figure 11: Auto-generated Outlook mail from OneNoteInfo.tcl

### 4.3 Application Word2Pdf.tcl

The application `Word2Pdf.tcl` can be used to convert a Word file to a PDF file. Note, that PDF export is supported by Word since version 2007.

If started with option `--help`, it prints out a usage message:

```
> tclsh Word2Pdf.tcl --help
```

```
Usage: Word2Pdf.tcl [Options] WordFile PdfFile
```

```
Options: None at the moment.
```

## 4.4 Application WordAbbrCheck.tcl

The application `WordAbbrCheck.tcl` can be used to list and count the words contained in a Word document. The output may be used to check for used abbreviations in the document, which are not contained in an abbreviation table.

**Note:** The functionality of this program is available with a graphical user interface in the `poApps` Office module. `poApps` is available at <https://www.tcl3d.org/poApps/>.

If started with option `--help`, it prints out a usage message:

```
> tclsh WordAbbrCheck.tcl --help
```

```
Usage: WordAbbrCheck.tcl [Options] WordFile
```

```
  Open a Word document and perform several checks and statistics.
```

```
  If no options are specified, the number of words in the document
  are counted.
```

```
Options:
```

```
--help           : Print this help message.
```

```
--showfiles      : Open log and result files after generation.
```

```
--outfile <string> : Store results in given file.
```

```
  Use "stdout" to print to standard output.
```

```
  Default: Results are stored in a file with
  same root name as input file, but extension ".txt".
```

```
--minlength <int> : Only count words having more than minlength
  characters. Default: 2 characters.
```

```
--maxlength <int> : Only count words having less than maxlength
  characters. Default: Unlimited.
```

```
--nonumbers      : Only count words which are no numbers.
```

```
--sortmode <string>: Sorting mode of word output.
```

```
  Default: length.
```

```
  Possible values: dictionary, length, increasing,
```

```
decreasing.
```

```
--csv           : Write result data in CSV format.
```

```
  Default: Space seperated.
```

```
--printtables    : Print table names of the Word file and exit.
```

```
--abbr <string> : Title of a table in the Word file containing
  abbreviations. It is assumed, that the abbreviations
  start in row 2 and are listed in column 1.
```

```
--links         : Check validity of internal and external links.
```

## 5 Test programs

This chapter gives an overview of the available test programs and describes how to execute the tests.

### 5.1 Test overview

The following test and demonstration programs are currently available:

Test Program	Description
Cawt-01_Basic.tcl	Test basic functionality of the CawtCore package.
Cawt-02_Color.tcl	Test color functionality of the CawtCore package.
Cawt-03_Date.tcl	Test date conversion functionality of the CawtCore package.
Cawt-04_String.tcl	Test string functionalities of the CawtCore package.
Cawt-05_File.tcl	Test file handling functionality of the CawtCore package.
Cawt-06_Img.tcl	Test image handling functionality of the CawtCore package.
Cawt-07_ComObj.tcl	Test COM object functionality of the CawtCore package.
Cawt-08_TestUtil.tcl	Test Check functionality of the CawtCore package.
Cawt-09_Embed.tcl	Test embedding procedures of the CawtCore package.
Cawt-10_Interpolate.tcl	Test interpolation functionality of the CawtCore package.
Cawt-11_Url.tcl	Test CawtCore procedures for checking URL addresses.
Earth-01_Basic.tcl	Test basic functionality of the CawtEarth package.
Earth-02_MunichTour.tcl	Load position information into an Excel sheet, read back that information and create a Tk GUI with buttons corresponding to these positions.
Excel-01_Basic.tcl	Test basic functionality of the CawtExcel package.
Excel-02_Misc.tcl	Test miscellaneous CawtExcel procedures like setting colors, column width, inserting formulas and searching.
Excel-03_Add.tcl	Test CawtExcel procedures for adding and deleting workbooks and worksheets.
Excel-04_Insert.tcl	Test CawtExcel procedures for inserting data as rows, columns or matrices.
Excel-05_Ranges.tcl	Test CawtExcel procedures for retrieving the number of (used) rows and columns.
Excel-06_Chart.tcl	Test CawtExcel procedures for creating charts and exporting charts as Tk photo images.
Excel-07_Csv.tcl	Test CawtExcel procedures related to CSV files.
Excel-07_CsvUniCode.tcl	Test CawtExcel procedures related to CSV files.
Excel-08_Tablelist.tcl	Test CawtExcel procedures to exchange data between Excel and Tablelist.
Excel-08_TablelistSelection.tcl	Test CawtExcel procedures to exchange data between Excel and Tablelist.
Excel-09_WordTable.tcl	Test CawtExcel procedures to exchange data between Excel and Word tables.
Excel-10_Matrix.tcl	Test CawtExcel procedures to read data into a matrix and write matrix data into Matlab or RAW image files.
Excel-11_RawImage-16bit.tcl	Test CawtExcel procedures to exchange data between Excel and 16-bit integer RAW images.
Excel-11_RawImage.tcl	Test CawtExcel procedures to exchange data between Excel and 32-bit floating point RAW images.
Excel-12_MatlabFile.tcl	Test CawtExcel procedures to exchange data between Excel and Matlab files.

Excel-13_MediaWiki.tcl	Test CawtExcel procedures to exchange data between Excel and MediaWiki tables.
Excel-14_Wikit.tcl	Test CawtExcel procedures to exchange data between Excel and Wikit tables.
Excel-14_WikitWithLinks.tcl	Test CawtExcel procedures to export an Excel workbook as Wikit tables with hyperlinks.
Excel-15_Clipboard.tcl	Test CawtExcel procedures to exchange data between Excel and the Windows clipboard.
Excel-16_SetGet.tcl	Test CawtExcel procedures for setting and getting cell values.
Excel-17_Diff.tcl	Test CawtExcel procedure for diffing Excel files.
Excel-17_DiffEqual.tcl	Test CawtExcel procedure for diffing Excel files.
Excel-18_SparseMatrix.tcl	Test CawtExcel procedures for handling sparse matrices.
Excel-19_MarkLink.tcl	Test CawtExcel procedures related to marking and linking cells.
Excel-20_ImgUtil.tcl	Test CawtExcel procedures for dealing with images.
Excel-21_ImgCell.tcl	Test CawtExcel procedures for inserting images using cell background colors.
Excel-22_Html.tcl	Test CawtExcel procedures to export Excel data to a HTML file.
Excel-23_Font-Attributes.tcl	Test CawtExcel procedures related to font attribute handling.
Excel-23_Font.tcl	Test CawtExcel procedures related to font handling.
Excel-24_Format.tcl	Test CawtExcel procedures related to specifying number formats.
Excel-25_Properties.tcl	Test CawtExcel procedures related to property handling.
Excel-26_PageSetup.tcl	Test CawtExcel procedures related to page setup and printing.
Excel-27_RowColumn.tcl	Test CawtExcel procedures for row and column handling: Insert, delete, hide, duplicate.
Excel-28_NamedRange.tcl	Test CawtExcel procedures related to named ranges.
Excel-29_EmptySheet.tcl	Test CawtExcel procedures dealing with empty worksheets.
Excel-30_SelectRange.tcl	Test miscellaneous CawtExcel procedures like setting colors, column width, inserting formulas and searching.
Excel-31_Import.tcl	Test CawtExcel procedures related to import functionality.
Excel-32_Quit.tcl	Test quitting Excel without saving modified worksheets.
Excel-33_AddAndRunMacro.tcl	Test CawtOffice procedures to add Excel macros (Sub and Function) from a string and run these macros.
Excel-33_ImportAndRunMacro.tcl	Test CawtOffice procedures to add Excel macros (Sub and Function) from a source file and run these macros.
Excel-33_RunMacro.tcl	Test CawtOffice procedures to run macros (Sub and Function) contained in an Excel file.
Excel-34_Events.tcl	Test event handling functionality of Excel.
Excel-35_Styles.tcl	Test CawtExcel procedures related to Styles handling.
Excel-36_Embed.tcl	Test CawtExcel procedures for embedding an Excel workbook into a Tk frame.
Excel-37_WorksheetName.tcl	Test CawtExcel procedures for mapping worksheet names.
Excel-38_Interpolate.tcl	Test interpolation functionality of the CawtCore package in Excel example.
Excel-39_DateTime.tcl	Test CawtExcel procedures related to dates and times.
Explorer-01_Basic.tcl	Test basic functionality of the CawtExplorer package.
Explorer-02_Misc.tcl	Test miscellaneous CawtExplorer functions like navigating to an URL and using fillscreen mode.
Explorer-03_Events.tcl	Test event handling functionality of Internet Explorer.

Matlab-01_Basic.tcl	Test basic functionality of the CawtMatlab package.
Matlab-02_MFile.tcl	Test CawtMatlab procedures for executing Matlab commands.
Ocr-01_Basic.tcl	Test basic functionality of the CawtOcr package.
Ocr-02_Misc.tcl	Test miscellaneous CawtOcr procedures.
OneNote-01_Basic.tcl	Test basic functionality of the CawtOneNote package.
Outlook-01_Basic.tcl	Test basic functionality of the CawtOutlook package.
Outlook-02_Mail.tcl	Test mail functionality of the CawtOutlook package. Note: This script sends two test mails (in text and HTML format) to cawt@tcl3d.org.
Outlook-03_Holiday.tcl	Test holiday appointment functionality of the CawtOutlook package. Note: This script sets appointments in your Outlook calendar.
Outlook-04_Appointment.tcl	Test appointment functionality of the CawtOutlook package. Note: This script sets appointments in your Outlook calendar.
Outlook-05_MailFolders.tcl	Test mail folder functionality of the CawtOutlook package.
Outlook-06_ContactFolders.tcl	Test contact functionality of the CawtOutlook package.
Outlook-07_Accounts.tcl	Test account functionality of the CawtOutlook package.
Ppt-01_Basic.tcl	Test basic functionality of the CawtPpt package.
Ppt-02_Misc.tcl	Test miscellaneous CawtPpt procedures like adding slides, inserting images and saving slides as image files.
Ppt-03_Add.tcl	Test CawtPpt procedures for adding and copying slides.
Ppt-04_Present.tcl	Test CawtPpt procedures for presenting a slide show.
Ppt-05_Export.tcl	Test CawtPpt procedures for exporting a PowerPoint presentation as HTML slide show.
Ppt-06_CustomLayout.tcl	Test CawtPpt procedures for using PowerPoint custom layouts.
Ppt-07_Properties.tcl	Test CawtPpt procedures related to property handling.
Ppt-08_Comments.tcl	Test CawtPpt procedures for handling PowerPoint comments.
Ppt-09_Shapes.tcl	Test CawtPpt procedures related to creating, manipulating and connecting shapes.
Ppt-10_AllShapes.tcl	Test CawtPpt procedure for creating all available shapes.
Ppt-11_AllConnectors.tcl	Test CawtPpt procedure for creating all available connectors.
Ppt-12_Quit.tcl	Test quitting PowerPoint without saving modified presentations.
Ppt-13_Media.tcl	Test CawtPpt procedures related to media content, i.e. images and videos.
Ppt-14_CreateVideo.tcl	Test creating videos from PowerPoint slides.
Ppt-15_ButtonEvent.tcl	Test CawtPpt procedures for simulating button events.
Ppt-16_Embed.tcl	Test CawtPpt procedures for embedding a PowerPoint presentation into a Tk frame.
Reader-01_Basic.tcl	Test basic functionality of the CawtReader package.
Reader-02_Embed.tcl	Test CawtExcel procedures for embedding an Acrobat Reader window into a Tk frame.
Sapi-01_Basic.tcl	Test basic functionality of the CawtSapi package.
Sapi-02_Speak.tcl	Test speaking voices of the CawtSapi package.
Sapi-03_SpeakOptions.tcl	Test speaking options of the CawtSapi package.
Sapi-04_SpeakFlags.tcl	Test speaking flags of the CawtSapi package.
Word-01_Basic.tcl	Test basic functionality of the CawtWord package.
Word-02_Table.tcl	Test CawtWord procedures related to Word table management.

Word-02_TableWidth.tcl	Test CawtWord procedures related to Word table width management.
Word-03_Text.tcl	Test CawtWord procedures for handling text.
Word-04_Find.tcl	Test CawtWord procedures related to simple search and replace functionality.
Word-04_FindGeneric.tcl	Test CawtWord procedures related to generic search and replace functionality.
Word-05_Report.tcl	Test CawtWord procedures needed for generating a test report.
Word-06_Diff.tcl	Test CawtWord procedure for diffing Word files.
Word-07_Link.tcl	Test CawtWord procedures for handling links and inserting files.
Word-08_ImgUtil.tcl	Test CawtWord procedures for dealing with images.
Word-09_Controls.tcl	Test CawtWord procedures for handling content controls.
Word-10_Properties.tcl	Test CawtWord procedures related to property handling.
Word-11_Tables.tcl	Test CawtWord procedures related to Word table management.
Word-12_LargeTable.tcl	Test CawtWord procedures to insert a large Word table.
Word-13_MultiTables.tcl	Test CawtWord procedures to insert multiple Word tables across multiple pages.
Word-14_Quit.tcl	Test quitting Word without saving modified documents.
Word-15_MergeCells.tcl	Test CawtWord procedures related to Word table cell merging.
Word-16_ReplaceImages.tcl	Test CawtWord procedures for replacing images stored as InlinesShapes and Shapes.
Word-17_Subdocuments.tcl	Test CawtWord procedures related to subdocument handling.
Word-18_PageSetup.tcl	Test Word page setup setter and getter procedures.
Word-19_Heading.tcl	Test CawtWord procedures related to Word headings.
Word-19_HeadingDict.tcl	Test CawtWord procedures related to Word headings.
Word-20_Font.tcl	Test CawtWord procedures for handling fonts.
Word-21_RunMacro.tcl	Test CawtOffice procedures to run a macro contained in a Word file.
Word-22_Events.tcl	Test event handling functionality of Word.
Word-23_Embed.tcl	Test CawtWord procedures for embedding a Word document into a Tk frame.

**Table 14: Test Programs**

The CAWT sub-packages have been tested successfully with the above-mentioned programs on the following operating systems and COM application versions:

Package	Operating system	Application version
CawtEarth	Windows 7, 8, 10	6.2, 7.1.2
CawtExcel	Windows 7, 8, 10, 11	2013, 2016, 2019 (*)
CawtExplorer	Windows 7, 8 (**)	IE 8, IE 9, IE 11
CawtMatlab	Windows 7	R2007b
CawtOcr	Windows 7, 8	2013
CawtOneNote	Windows 7, 8, 10, 11	2013, 2016
CawtOutlook	Windows 7, 8, 10, 11	2013, 2016, 2019 (*)
CawtPpt	Windows 7, 8, 10, 11	2013, 2016, 2019 (*)
CawtReader	Windows 7, 8, 10	DC
CawtSapi	Windows 8, 10	5.3, 5.4
CawtWord	Windows 7, 8, 10, 11	2013, 2016, 2019 (*)

(\*) Older Office versions may work, but are not tested anymore.

(\*\*) See chapter 2.5 for known issues with Internet Explorer on Windows 7 and 8.

## 5.2 Test execution

To execute a single test program, execute it with the Tcl shell:

```
> tclsh Excel-02_Misc.tcl
```

To execute all test programs of a sub-package, use the utility script `RunTest.tcl`:

```
> tclsh RunTest.tcl Excel
```

To execute all test programs of CAWT, use the batch program `RunTests.bat`:

```
> RunTests.bat
```

Each test program accepts an optional string parameter. If this parameter is set to `auto`, the test program closes and quits the controlled application. If this parameter is not set, the controlled application stays open, so the results can be viewed directly in the application window.

The `RunTest.tcl` utility script, calls all test programs available for a sub-package by specifying the corresponding namespace name. The test programs are called with the above mentioned `auto` parameter. Additionally, the script can be supplied with optional parameters to switch off either the tests or to switch off the code coverage checks.

If called without any parameters, the script issues a help message onto standard output.

```
Usage: RunTest.tcl [Options] Namespace [Namespace]
```

```
Run the test programs and code coverage checks for specified namespace(s).
Namespaces usable: Cawt Excel Ppt Word OneNote Outlook Sapi Ocr Reader Earth Matlab Explorer.
```

Options:

```
--help      : Display this usage message and exit.
--verbose   : Show the detailed results of the tests. (Default: No)
--notests   : Do not run the tests. (Default: Run tests)
--nocover   : Do not run the coverage checks. (Default: Run coverage)
```

## 6 Inside CAWT

The information in this chapter is for programmers, who want to extend and improve CAWT.

Download the developer distribution from the CAWT homepage or checkout the source code from SourceForge. This distribution contains in addition to the user distribution the documentation source files (a Word and a PowerPoint file), as well as some additional utility scripts.

### Create or update Office enumeration values

The files containing common Office enumerations (*officeConst.tcl*) as well as the enumeration values of the Office applications Excel (*excelConst.tcl*), PowerPoint (*pptConst.tcl*), Word (*wordConst.tcl*), Outlook (*outlookConst.tcl*) and SAPI (*sapiConst.tcl*) are automatically generated with script *createConstFile.tcl*.

The enumeration values of the current CAWT distribution are based on Microsoft Office 2019. If you have a newer Office version and want to update the enumeration files, execute the batch program *createConstFiles.bat*, which is located at the root directory of CAWT. Before calling the batch program, you should edit it to fit the locations of your Office programs.

### Create or update CAWT documentation

The CAWT documentation comes in 2 parts, the user manual (this document) and a reference manual.

The reference manual is created with the help of the **Ruff!** package from inline documentation. So, if adding new procedures to the CAWT packages, be sure to also update the inline documentation.

The sources of the user manual are a Word template document and a PowerPoint presentation located in folder *Documents/UserManual*.

The final documentation is created by Tcl script *genCawtDoc.tcl*, which first creates the reference manual by calling **Ruff!**, and then the user manual.

The user manual is generated by exporting the slides of the presentation and inserting them into a copy of the Word template document. Additionally, a list of test scripts and tables of all CAWT procedures (containing links to the reference manual) are inserted. Finally, some keywords representing the current date, year and CAWT version are replaced with their corresponding values. The final user manual document is then written in Word and PDF format into folder *Documents/Final*.

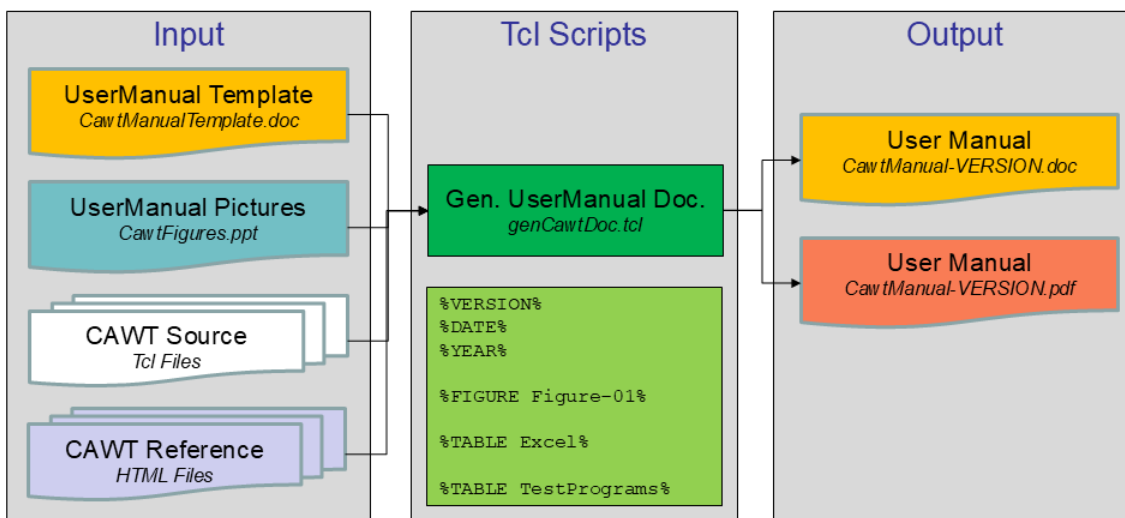


Figure 12: Documentation generation workflow

If specifying the strings `ref` or `user` as command line parameter for script `genCawtDoc.tcl`, only the reference manual resp. the user manual is generated.

### **Create a CAWT distribution**

To create a distribution (both user and developer), call Tcl script `makeDist.tcl`.

Note, that you should have updated the documentation before creating a distribution.

The location of the distribution output files and the program to create ZIP files are listed at the top of file `makeDist.tcl`, and must be adapted to your local situation.

## 7 Release history

The following table gives an overview of the release history of **CAWT** and its predecessors **TcomOffice** and **TcomExcel**.

Version	Date	Release notes
<b>TcomExcel</b>		
0.1	2008-09-11	Initial release. Support for Excel 2000 and 2003.
0.2	2009-09-19	Extended functionality. Added support for Excel 2007.
0.3	2010-10-29	Bug fixes and extended test programs.
0.3.1	2011-01-13	Extended functionality. Added support for Excel 2010.
0.3.2	2011-04-05	Extended functionality.
<b>TcomOffice</b>		
0.4.0	2011-07-17	New module TcomWord for Word automation.
0.4.1	2011-08-28	Extended functionality.
<b>CAWT</b>		
1.0.0	2012-12-23	Replaced Tcom with Twapi for COM access. Added support for PowerPoint, Internet Explorer, Google Earth and Matlab. Added user and reference manual. Unification of procedure names. Supports Microsoft Office versions 2003, 2007, 2010.
1.0.1	2013-04-28	Extended Excel chart generation. Updated Twapi version to 4.0a16. Added support to generate a CAWT starkit.
1.0.2	2013-07-28	Updated Twapi version to 4.0b22. Updated Img version to 1.4.1. Added new module CawtOcr. New procedures in CawtCore: <ul style="list-style-type: none"> <li>• Clipboard2Img, Img2Clipboard</li> </ul> New procedures in CawtExcel: <ul style="list-style-type: none"> <li>• SetRangeBorder</li> </ul>
1.0.3	2013-08-30	New procedures in CawtExcel: <ul style="list-style-type: none"> <li>• ExcelFileToMediaWikiFile, ExcelFileToWikiFile</li> <li>• ExcelFileToRawImageFile, RawImageFileToExcelFile</li> <li>• ExcelFileToMatlabFile, MatlabFileToExcelFile</li> <li>• GetTablelistValues, SetTablelistValues</li> </ul>
1.0.4	2013-11-23	Improved test suite. Added support for Office 2013. Added support for 64-bit Office. Updated Img extension to version 1.4.2 (32-bit and 64-bit). Update Tablelist to version 5.10. New procedures in CawtWord: <ul style="list-style-type: none"> <li>• SaveAsPdf</li> <li>• UpdateFields</li> <li>• CropImage.</li> </ul> New procedures in CawtExcel: <ul style="list-style-type: none"> <li>• CopyWorksheetBefore, CopyWorksheetAfter</li> <li>• GetWorksheetIndexByName</li> <li>• IsWorksheetProtected, IsWorksheetVisible</li> <li>• SetWorksheetTabColor</li> <li>• UnhideWorksheet</li> </ul>

		<ul style="list-style-type: none"> <li>• DiffExcelFiles</li> </ul>
1.0.5	2014-01-26	<p>New procedures in CawtExcel:</p> <ul style="list-style-type: none"> <li>• SetCommentDisplayMode, SetRangeComment</li> <li>• SetRangeMergeCells, GetRangeCharacters</li> <li>• SetRangeFontSubscript, SetRangeFontSuperscript</li> </ul>
1.0.6	2014-04-21	<p>Improved and extended test suite.  Updated Twapi version to 4.0b53 to fix a bug with sparse matrices as well as core dumps with Word 2013.  Improved and corrected handling of sparse matrices in Excel.  Bug fix in excelCsv module.  Possible incompatibility in GetRowValues and GetColumnValues:  Changed startRow resp. startCol to default value 0 instead of 1.  New procedures in CawtExcel:</p> <ul style="list-style-type: none"> <li>• GetWorksheetAsMatrix</li> <li>• GetMaxRows, GetMaxColumns</li> <li>• GetFirstUsedRow, GetLastUsedRow</li> <li>• GetFirstUsedColumn, GetLastUsedColumn</li> </ul>
1.0.7	2014-06-14	<p>Updated Twapi version to official 4.0.61.  CawtExcel:</p> <ul style="list-style-type: none"> <li>• Added support for reading and writing CSV files with multi-line cells.</li> </ul> <p>CawtPpt:</p> <ul style="list-style-type: none"> <li>• Extended CopySlide to copy slides between presentations.</li> <li>• Extended AddPres with optional parameter for template file.</li> <li>• Extended AddSlide to supply a custom layout object as type parameter.</li> </ul> <p>Extended test suite for changed and new procedures.  New procedures in CawtCore:</p> <ul style="list-style-type: none"> <li>• ColorToRgb</li> </ul> <p>New procedures in CawtExcel:</p> <ul style="list-style-type: none"> <li>• UseImgTransparency, WorksheetToImg, ImgToWorksheet</li> <li>• SetRowHeight, SetRowsHeight</li> <li>• GetRangeFillColor</li> <li>• SetHyperlinkToFile, SetHyperlinkToCell, SetLinkToCell</li> <li>• SetRangeTooltip</li> </ul> <p>New procedures in CawtPpt:</p> <ul style="list-style-type: none"> <li>• MoveSlide,</li> <li>• GetTemplateExtString</li> <li>• GetNumCustomLayouts</li> <li>• GetCustomLayoutName, GetCustomLayoutId</li> </ul>
1.1.0	2014-08-30	<p>Compatibility issue:</p> <ul style="list-style-type: none"> <li>• Incompatible changes in module CawtWord.</li> <li>• Unified signatures of AddText, AppendText and AddParagraph, AppendParagraph.</li> <li>• Changed handling of text ranges.</li> </ul> <p>New module CawtOutlook to control Microsoft Outlook applications:</p> <ul style="list-style-type: none"> <li>• Currently only functionality for creating and sending mails is implemented.</li> </ul> <p>Extended test suite for changed and new procedures.  New procedures in CawtExcel:</p> <ul style="list-style-type: none"> <li>• FreezePanels, ScreenUpdate</li> </ul> <p>New procedures in CawtWord:</p> <ul style="list-style-type: none"> <li>• SelectRange, GetRangeInformation, CreateRange</li> </ul>

		<ul style="list-style-type: none"> <li>• SetRangeFontName, SetRangeStyle, SetRangeFontSize</li> <li>• InsertText, AddText, GetNumCharacters</li> <li>• AddPageBreak, ToggleSpellCheck</li> </ul>
1.2.0	2014-12-14	<p>Compatibility issue:</p> <ul style="list-style-type: none"> <li>• Incompatible changes in module CawtWord. Removed parameter docId from all procedures, which had both docId and ranged parameters:</li> <li>• SetRangeStartIndex, SetRangeEndIndex, ExtendRange,</li> <li>• AddText, SetHyperlink, AddTable.</li> </ul> <p>CawtExcel:</p> <ul style="list-style-type: none"> <li>• Added optional startRow parameter to TablelistToWorksheet.</li> </ul> <p>Extended test suite for changed and new procedures.</p> <p>New procedures in CawtWord:</p> <ul style="list-style-type: none"> <li>• GetDocumentId</li> <li>• SetRangeFontUnderline, CreateRangeAfter</li> <li>• InsertCaption, ConfigureCaption</li> <li>• AddBookmark, GetBookmarkName, SetLinkToBookmark</li> <li>• GetListGalleryId, GetListTemplateId, InsertList</li> </ul>
2.0.0	2015-03-31	<p>Ensembled all CAWT namespaces, ex. write "Excel Open" instead of "::Excel::Open".</p> <p>All Office enumerations are stored in module specific hash tables, ex. write "xlThick" instead of "\$::Excel::xlThick".</p> <p>Updated and extended user manual (automatic insertion of CAWT procedure reference list).</p> <p>Added new application EnumExplorer.tcl to display Office enumerations.</p> <p>New module excelHtml.tcl for HTML export of Excel tables.</p> <p>External packages:</p> <ul style="list-style-type: none"> <li>• Updated Twapi to version 4.1.27.</li> <li>• Updated Img (32 and 64 bit) to version 1.4.3.</li> <li>• Updated Tablelist to version 5.13.</li> </ul> <p>CawtExcel:</p> <ul style="list-style-type: none"> <li>• New implementation of InsertImage based on Shapes.AddPicture instead of Pictures.Insert</li> </ul> <p>CawtWord:</p> <ul style="list-style-type: none"> <li>• Extended procedure UpdateFields to additionally update TablesOfContents and TablesOfFigures of a document.</li> </ul> <p>New procedures in CawtCore:</p> <ul style="list-style-type: none"> <li>• GetApplicationVersion, IsApplicationId</li> <li>• PushComObjects, PopComObjects</li> <li>• PrintNumComObjects, CheckComObjects</li> <li>• GetComObjects, GetNumComObjects</li> <li>• Replaced procedure IsValidId with IsComObject</li> </ul> <p>New procedures in CawtExcel:</p> <ul style="list-style-type: none"> <li>• GetRangeAsIndex, GetRangeAsString, GetRangeTextColor</li> </ul> <p>New procedures in CawtWord:</p> <ul style="list-style-type: none"> <li>• ScaleImage, SetInternalHyperlink, InsertFile, DiffWordFile</li> </ul>
2.1.0	2015-09-01	<p>Updated Twapi to version 4.2.a1, because of new Twapi functionality "tclcast bstr" and bug fix to retrieve document properties.</p> <p>Added support to generate a CAWT starpack.</p> <p>CawtExcel:</p>

		<ul style="list-style-type: none"> <li>Take hidden flag of both Excel and tablelist columns into account in procedures TablelistToWorksheet and WorksheetToTablelist.</li> <li>Fixed SetCellValue and SetRangeFormat using new TclString procedure.</li> </ul> <p>CawtPpt:</p> <ul style="list-style-type: none"> <li>Extended functionality of ExportPptFile and ExportSlides to take into account slide comments regarding export file names.</li> </ul> <p>New procedures in CawtCore:</p> <ul style="list-style-type: none"> <li>TclString</li> </ul> <p>New procedures in CawtExcel:</p> <ul style="list-style-type: none"> <li>DeleteColumn, DeleteRow</li> <li>HideColumn, GetHiddenColumns</li> <li>GetDecimalSeparator (replacing GetFloatSeparator)</li> <li>GetThousandsSeparator</li> <li>GetNumberFormat (replacing GetLangNumberFormat)</li> </ul> <p>New procedures in CawtPpt:</p> <ul style="list-style-type: none"> <li>AddTextbox, AddTextboxText, SetTextboxFontSize</li> <li>GetNumComments, GetComments, GetCommentKeyValue</li> </ul> <p>New procedures in CawtWord:</p> <ul style="list-style-type: none"> <li>AddContentControl</li> <li>SetContentControlDropdown, SetContentControlText</li> <li>GetDocumentProperties, GetDocumentProperty</li> <li>SetDocumentProperty.</li> </ul>
2.1.1	2015-10-31	<p>Support for Office 2016.</p> <p>External packages:</p> <ul style="list-style-type: none"> <li>Updated Tablelist to version 5.14.</li> </ul>
2.1.2	2015-11-10	<p>Extended support for Excel page setup. Changed all Office procedures with size parameters to accept inches, centimeters or points.</p> <p>CawtExcel:</p> <ul style="list-style-type: none"> <li>Corrected SetWorksheetFitToPages to accept zero as values for wide and tall parameters. Zero indicates automatic determination of number of pages.</li> </ul> <p>New procedures in CawtCore:</p> <ul style="list-style-type: none"> <li>SetPrinterCommunication,</li> <li>ValueToPoints, PointsToCentiMeters, PointsToInches.</li> </ul> <p>New procedures in CawtExcel:</p> <ul style="list-style-type: none"> <li>SetWorksheetPrintOptions, SetWorksheetPaperSize,</li> <li>SetWorksheetMargins, SetWorksheetFooter,</li> <li>SetWorksheetHeader.</li> </ul>
2.2.0	2015-12-12	<p>Enhanced functionality in Core and Office modules.</p> <p>Compatibility issue:</p> <ul style="list-style-type: none"> <li>AddWorksheet now adds the new sheet at the end, as was already written in the documentation. Previous behaviour was to insert before active worksheet.</li> </ul> <p>New module CawtOffice:</p> <ul style="list-style-type: none"> <li>Moved basic Office procedures into namespace Office.</li> <li>Added aliases in namespace Cawt for backwards compatibility.</li> </ul>

		<ul style="list-style-type: none"> <li>Added new enumeration constants file for basic Office types based on type library in mso.dll.</li> </ul> <p>CawtCore:</p> <ul style="list-style-type: none"> <li>Colors can now be specified in hex notation, Tcl color names, RGB or as Office color numbers.</li> </ul> <p>CawtExcel:</p> <ul style="list-style-type: none"> <li>Extended SetLinkToCell to copy number format when linking.</li> <li>Extended SetRangeFormat to accept Excel style number formats.</li> <li>Extended SetHyperlinkToFile to accept relative path names.</li> <li>Corrected hyperlinking to relative file names.</li> </ul> <p>New procedures in CawtCore:</p> <ul style="list-style-type: none"> <li>GetColor, GetColorNames,</li> <li>IsHexColor, IsNameColor, IsOfficeColor, IsRgbColor</li> <li>OfficeColorToRgb, RgbToOfficeColor</li> </ul> <p>New procedures in CawtExcel:</p> <ul style="list-style-type: none"> <li>CopyRange, GetCurrencyFormat, GetRangeFormat</li> </ul> <p>New procedures in CawtPpt:</p> <ul style="list-style-type: none"> <li>AddShape, ConfigureShape,</li> <li>ConnectShapes, ConfigureConnector</li> </ul> <p>New procedures in CawtWord:</p> <ul style="list-style-type: none"> <li>SetHyperlinkToFile</li> </ul>
2.3.0	2016-08-16	<p>New module CawtOneNote.</p> <p>Compatibility issue:</p> <ul style="list-style-type: none"> <li>Excel::GetRangeAsIndex now returns a 2-element (cell) or 4-element (range) list. Previous behaviour was to always return a 4 element list.</li> </ul> <p>CawtOneNote:</p> <ul style="list-style-type: none"> <li>Added basic functionality for Microsoft OneNote.</li> <li>Added script OneNoteInfo.tcl to retrieve information from OneNote.</li> </ul> <p>New procedures in CawtExcel:</p> <ul style="list-style-type: none"> <li>DuplicateColumn, DuplicateRow</li> <li>GetHiddenRows, HideRow</li> <li>InsertColumn, InsertRow</li> <li>GetColumnNumber, ShowWorksheet</li> <li>GetRangeWrapText, SetRangeWrapText</li> <li>SetRangeValues, GetRangeValues, IsWorkbookId</li> <li>SetNamedRange, GetNamedRange</li> <li>GetNamedRangeNames</li> </ul> <p>New procedures in CawtOutlook:</p> <ul style="list-style-type: none"> <li>CreateHtmlMail</li> </ul> <p>External packages:</p> <ul style="list-style-type: none"> <li>Updated Tablelist to version 5.15.</li> <li>Updated Twapi to version 4.2a3.</li> <li>New package tDOM 0.8.3 (needed for CawtOneNote).</li> </ul>
2.3.1	2016-12-10	Enhanced functionality in Core and Office modules.

		<p>CawtExcel:</p> <ul style="list-style-type: none"> <li>Extended Excel module excellmgRaw to support 16-bit integer images.</li> </ul> <p>New procedures in CawtCore:</p> <ul style="list-style-type: none"> <li>CheckBoolean</li> </ul> <p>New procedures in CawtExcel:</p> <ul style="list-style-type: none"> <li>GetCellComment</li> </ul> <p>New procedures in CawtWord:</p> <ul style="list-style-type: none"> <li>Search SetRangeFontBackgroundColor</li> </ul> <p>External packages:</p> <ul style="list-style-type: none"> <li>Updated Img (32 and 64 bit) to version 1.4.6.</li> <li>Updated Tablelist to version 5.16.</li> </ul>
2.4.0	2017-06-18	<p>New module CawtReader.</p> <p>Compatibility issue:</p> <ul style="list-style-type: none"> <li>Excel::ExcelFileToHtmlFile has changed signature.</li> <li>Now uses parameter args for extended options.</li> </ul> <p>CawtReader:</p> <ul style="list-style-type: none"> <li>Added basic functionality for Acrobat Reader (not via COM).</li> </ul> <p>CawtExcel:</p> <ul style="list-style-type: none"> <li>Extended module excelHtml to convert Excel hyperlinks.</li> </ul> <p>New procedures in CawtWord:</p> <ul style="list-style-type: none"> <li>IsValidCell</li> </ul> <p>External packages:</p> <ul style="list-style-type: none"> <li>Updated Tablelist to version 5.17.</li> <li>Updated Twapi to version 4.2a5.</li> </ul>
2.4.1	2017-12-30	<p>Enhanced functionality in Outlook module.</p> <p>CawtOutlook:</p> <ul style="list-style-type: none"> <li>Added handling of appointments, calendars and categories.</li> <li>Added ability to read and apply Outlook holiday files.</li> </ul> <p>CawtExcel:</p> <ul style="list-style-type: none"> <li>Added ability to save CSV files in UTF-8 format.</li> </ul> <p>New procedures in CawtExcel:</p> <ul style="list-style-type: none"> <li>CreateRangeString, SetChartTicks</li> </ul> <p>New procedures in CawtWord:</p> <ul style="list-style-type: none"> <li>AddImageTable, GetImageId, GetImageName,</li> <li>GetNumImages, ReplaceImage, SetImageName,</li> <li>CountWords</li> </ul> <p>External packages:</p> <ul style="list-style-type: none"> <li>Updated Tablelist to version 6.0.</li> </ul>

		<ul style="list-style-type: none"> <li>• Updated Twapi to version 4.2.12.</li> <li>• Updated tDOM to version 0.9.0.</li> <li>• Updated lmg to version 1.4.7.</li> </ul>
2.4.2	2018-04-26	<p>Enhanced functionality in several modules.</p> <p>CawtPpt:</p> <ul style="list-style-type: none"> <li>• Added new configure options for shapes: -beginsite, -endsite</li> <li>• Added new configure option for connectors: -weight</li> </ul> <p>CawtWord:</p> <ul style="list-style-type: none"> <li>• Corrected procedure SetDocumentProperty.</li> </ul> <p>New procedures in CawtExcel:</p> <ul style="list-style-type: none"> <li>• Import, CopyColumn, SetChartSourceByIndex,</li> <li>• SetChartTitle, GetChartNumSeries, GetChartSeries,</li> <li>• SetSeriesLineWidth</li> </ul> <p>New procedures in CawtPpt:</p> <ul style="list-style-type: none"> <li>• SetPresPageSetup, SetHyperlinkToSlide, GetNumSites</li> </ul> <p>New procedures in CawtWord:</p> <ul style="list-style-type: none"> <li>• DeleteRow, SetRangeMergeCells</li> </ul>
2.4.3	2018-12-27	<p>Support for Office 2019.</p> <p>CawtOffice:</p> <ul style="list-style-type: none"> <li>• Added script DocumentInfo.tcl to retrieve information about Office documents.</li> </ul> <p>CawtWord:</p> <ul style="list-style-type: none"> <li>• Extended procedure GetRowRange to use start and end rows.</li> <li>• Extended procedure GetNumImages to consider both InlineShapes as well as Shapes.</li> </ul> <p>New procedure in CawtOffice:</p> <ul style="list-style-type: none"> <li>• GetOfficeType</li> </ul> <p>New procedure in CawtExcel:</p> <ul style="list-style-type: none"> <li>• AddSeriesTrendLine</li> </ul> <p>New procedures in CawtPpt:</p> <ul style="list-style-type: none"> <li>• GetCommentKeyTopPosition, GetNumShapes,</li> <li>• GetPresImages, GetPresVideos, GetShapelId,</li> <li>• GetShapeMediaType, GetShapeName, GetShapeType,</li> <li>• InsertVideo, SetShapeName, SetMediaPlaySettings</li> </ul> <p>New procedures in CawtWord:</p> <ul style="list-style-type: none"> <li>• CollapseRange, CopyRange, DeleteTable, GetImageList,</li> <li>• GetPageSetup, GetRowId, GetTableIdByName,</li> <li>• GetTableName, IsVisible, MergeCells, ScreenUpdate,</li> <li>• SetCellVerticalAlignment, SetHeadingFormat,</li> <li>• SetRowHeight, SetTableName</li> </ul> <p>External packages:</p>

		<ul style="list-style-type: none"> <li>• Updated Tablelist to version 6.3.</li> <li>• Updated Img to version 1.4.8.</li> <li>• Updated Twapi to version 4.3.5.</li> <li>• Updated tDOM to version 0.9.1.</li> </ul>
2.4.4	2019-06-08	<p>Enhanced functionality in several modules.</p> <p>CawtCore:</p> <ul style="list-style-type: none"> <li>• Added new utility procedures *OfficeDate*. Declared old *OutlookDate* procedures as obsolete.</li> </ul> <p>CawtExcel:</p> <ul style="list-style-type: none"> <li>• Extended procedure GetCellRange to allow specification of a cell range, not only a single cell.</li> <li>• Extended procedure AddSeriesTrendLine with option keys -linewidth and -linecolor.</li> </ul> <p>New procedure in CawtExcel:</p> <ul style="list-style-type: none"> <li>• SetSeriesAttributes</li> </ul> <p>New procedures in CawtWord:</p> <ul style="list-style-type: none"> <li>• SetTableAlignment, SetTableOptions,</li> <li>• SetTableVerticalAlignment</li> </ul> <p>External packages:</p> <ul style="list-style-type: none"> <li>• Updated Tablelist to version 6.5.</li> <li>• Updated Img to version 1.4.9.</li> </ul>
2.4.5	2019-08-13	<p>Enhanced functionality in Word module.</p> <p>CawtWord:</p> <ul style="list-style-type: none"> <li>• Corrected procedures FindString and Search, when called with a docId.</li> </ul> <p>New procedures in CawtWord:</p> <ul style="list-style-type: none"> <li>• GetFooterText, GetHeaderText,</li> <li>• DeleteSubdocumentLinks, ExpandSubdocuments,</li> <li>• GetNumSubdocuments, GetSubdocumentPath</li> </ul> <p>External packages:</p> <ul style="list-style-type: none"> <li>• Updated Tablelist to version 6.6.</li> <li>• Updated Twapi to version 4.3.7.</li> </ul>
2.4.6	2019-10-12	<p>Enhanced reference documentation.</p> <p>CawtCore:</p> <ul style="list-style-type: none"> <li>• Extended test suite for complete test coverage.</li> <li>• Fixed bug in procedure GetColorNames.</li> </ul> <p>Office modules:</p> <ul style="list-style-type: none"> <li>• Added procedures for each enumeration type.</li> </ul> <p>CawtPpt:</p> <ul style="list-style-type: none"> <li>• Added new option "-fit" to proc InsertImage.</li> </ul> <p>New procedures in CawtPpt:</p> <ul style="list-style-type: none"> <li>• CheckCreateVideoStatus, CreateVideo,</li> <li>• SetSlideShowTransition,</li> </ul>

		<ul style="list-style-type: none"> <li>• GetPresPageHeight, GetPresPageWidth</li> </ul> <p>External packages:</p> <ul style="list-style-type: none"> <li>• Updated Ruff! to version 1.0b3.</li> </ul>
2.4.7	2019-11-03	<p>Enhanced functionality in Ppt and Word modules.</p> <p>CawtPpt:</p> <ul style="list-style-type: none"> <li>• Extended InsertImage to support both image file names as well as photo images.</li> <li>• Corrected procedure ExportPptFile.</li> <li>• Added additional "-check" option to proc CreateVideo to specify the check interval.</li> </ul> <p>New procedures in CawtPpt:</p> <ul style="list-style-type: none"> <li>• GetPptImageFormat, GetSupportedImageFormats,</li> <li>• GetCreateVideoStatus, IsImageFormatSupported</li> </ul> <p>New procedures in CawtWord:</p> <ul style="list-style-type: none"> <li>• SetPageSetup,</li> <li>• GetCrossReferenceltems, GetHeadingRanges,</li> <li>• GetRangeText, SetRangeFontColor,</li> <li>• GetRangeFont, SetRangeFont</li> </ul>
2.4.8	2020-03-08	<p>Support for Office macro execution.</p> <p>CawtExcel:</p> <ul style="list-style-type: none"> <li>• Fixed bugs in DiffExcelFiles.</li> </ul> <p>CawtWord:</p> <ul style="list-style-type: none"> <li>• Fixed COM object leak in IsValidCell.</li> </ul> <p>New procedures in CawtCore:</p> <ul style="list-style-type: none"> <li>• GetTmpDir</li> </ul> <p>New procedures in CawtOffice:</p> <ul style="list-style-type: none"> <li>• AddMacro, RunMacro</li> </ul> <p>New procedures in CawtExcel:</p> <ul style="list-style-type: none"> <li>• GetCellValueA1</li> </ul> <p>New procedures in CawtWord:</p> <ul style="list-style-type: none"> <li>• GetRangeScreenPos</li> </ul>
2.4.9	2020-06-09	<p>Enhanced functionality in Excel module</p> <p>All modules:</p> <ul style="list-style-type: none"> <li>• Compare procedure options with -nocase.</li> </ul> <p>CawtExcel:</p> <ul style="list-style-type: none"> <li>• Fixed bug when reading CSV files with Unix line endings.</li> </ul> <p>New procedures in CawtExcel:</p> <ul style="list-style-type: none"> <li>• SetRangeFontAttributes, GetRangeFontAttributes</li> </ul>
2.5.0	2020-07-24	<p>Enhanced functionality for handling Office document properties.</p> <p>CawtOffice:</p> <ul style="list-style-type: none"> <li>• Extended to support all types of document properties: bool, int, float, date and string.</li> </ul>

		<p>New procedures in CawtOffice:</p> <ul style="list-style-type: none"> <li>• AddProperty, DeleteProperty, GetProperty,</li> <li>• GetPropertyName, GetPropertyType, GetPropertyValue,</li> <li>• SetPropertyValue</li> </ul>
2.6.0	2021-01-06	<p>New module CawtSapi adding support for Microsoft Speech API.</p> <p>New procedures in CawtCore:</p> <ul style="list-style-type: none"> <li>• SetEventCallback</li> </ul> <p>External packages:</p> <ul style="list-style-type: none"> <li>• Updated Twapi to version 4.5.2.</li> <li>• Updated Tablelist to version 6.11.</li> <li>• Updated tDOM to version 0.9.2.</li> <li>• Updated lmg to version 1.4.12.</li> </ul>
2.7.0	2021-02-27	<p>Enhanced functionality for handling Outlook contacts.</p> <p>CawtCore:</p> <ul style="list-style-type: none"> <li>• Extended procedure CountWords to additionally sort by increasing or decreasing counts.</li> </ul> <p>CawtExcel:</p> <ul style="list-style-type: none"> <li>• Changes in procedure WorksheetToTablelist: Improved speed when handling worksheets with large number of columns. Tablelist column headers are labeled like in Excel: A, B, C. Added options -header, -rownumber, -maxrows, -maxcols.</li> </ul> <p>CawtWord:</p> <ul style="list-style-type: none"> <li>• Extended GetHyperlinksAsDict to be used as a coroutine.</li> </ul> <p>New procedures in CawtOutlook:</p> <ul style="list-style-type: none"> <li>• AddContact, AddContactFolder, DeleteContactByIndex,</li> <li>• DeleteContactFolder, GetContactByIndex,</li> <li>• GetContactFolderId, GetContactFolderNames,</li> <li>• GetContactProperties, GetNumContactFolders,</li> <li>• GetContactReadOnlyPropertyNames,</li> <li>• GetContactReadWritePropertyNames,</li> <li>• GetNumContacts, HaveContactFolder,</li> <li>• SetContactProperties</li> </ul> <p>New procedures in CawtPpt:</p> <ul style="list-style-type: none"> <li>• GetNumSlidImages, GetNumSlideVideos,</li> <li>• GetSlideIdByName, GetSlidImages, GetSlideName,</li> <li>• GetSlideVideos, SetSlideName</li> </ul> <p>New procedures in CawtWord:</p> <ul style="list-style-type: none"> <li>• GetBookmarkNames, GetHyperlinksAsDict,</li> <li>• PrintHyperlinkDict, GetNumHyperlinks</li> </ul> <p>External packages:</p> <ul style="list-style-type: none"> <li>• Updated Tablelist to version 6.12.</li> <li>• Updated Ruff! to version 1.1.</li> </ul>
2.8.0	2021-06-27	<p>Added functionality for embedding applications.</p>

		<p>CawtExcel:</p> <ul style="list-style-type: none"> <li>Extended procedure OpenWorkbook to embed the application into a Tk frame.</li> </ul> <p>CawtPpt:</p> <ul style="list-style-type: none"> <li>Extended procedure OpenPres to embed the application into a Tk frame.</li> </ul> <p>CawtReader:</p> <ul style="list-style-type: none"> <li>Extended procedure Open to embed the application into a Tk frame.</li> </ul> <p>CawtWord:</p> <ul style="list-style-type: none"> <li>Extended procedure OpenDocument to embed the application into a Tk frame.</li> </ul> <p>New procedures in CawtCore:</p> <ul style="list-style-type: none"> <li>EmbedApp</li> </ul> <p>New procedures in CawtExcel:</p> <ul style="list-style-type: none"> <li>GetNumStyles, GetStyleId</li> </ul> <p>New procedures in CawtWord:</p> <ul style="list-style-type: none"> <li>GetNumPages, SetViewParameters</li> </ul> <p>External packages:</p> <ul style="list-style-type: none"> <li>Updated Tablelist to version 6.14.</li> <li>Updated Ruff! to version 1.2.</li> </ul>
2.8.1	2021-07-22	<p>Maintenance release.</p> <p>CawtExcel:</p> <ul style="list-style-type: none"> <li>Added automatic mapping of worksheet names to Excel constraints regarding invalid characters and maximum length.</li> </ul> <p>CawtWord:</p> <ul style="list-style-type: none"> <li>Corrected behaviour of GetHyperlinksAsDict, if link points to an invalid domain.</li> </ul>
2.8.2	2021-08-20	<p>Maintenance release.</p> <p>CawtWord:</p> <ul style="list-style-type: none"> <li>Corrected behaviour of GetHyperlinksAsDict, if link points to an URL with spaces.</li> <li>Extended SetTableOptions with new option -width.</li> <li>Extended SetColumnWidth to specify width in percent.</li> </ul>
2.9.0	2021-12-19	<p>Added functionality for interpolation curves.</p> <p>CawtCore:</p> <ul style="list-style-type: none"> <li>Added oo:class to interpolate between control points.</li> </ul> <p>CawtWord:</p> <ul style="list-style-type: none"> <li>GetHyperlinksAsDict: <ul style="list-style-type: none"> <li>Improved speed of URL validity check.</li> <li>Added support for URL's with subaddress (ex. <a href="http://www.tcl3d.org/doc.html#Index">www.tcl3d.org/doc.html#Index</a>).</li> </ul> </li> </ul>

		<p>New procedures in CawtCore:</p> <ul style="list-style-type: none"> <li>• IsValidUrlAddress, SetClipboardWaitTime,</li> <li>• WaitClipboardReady</li> </ul> <p>New procedures in CawtPpt:</p> <ul style="list-style-type: none"> <li>• IsValidPresId, GetCurrentSlideIndex</li> </ul> <p>External packages:</p> <ul style="list-style-type: none"> <li>• Updated Ruff! to version 2.0.</li> <li>• Updated Tablelist to version 6.16.</li> <li>• Updated Twapi to version 4.6.0.</li> </ul>
2.9.1	2022-04-09	<p>Maintenance release.</p> <p>CawtExcel:</p> <ul style="list-style-type: none"> <li>• Added option "-selection" to procedure WorksheetToTablelist to transfer the selected Excel cell range.</li> <li>• Corrected regexp in procedures GetRangeAsIndex and GetCellValueA1.</li> </ul> <p>CawtOutlook:</p> <ul style="list-style-type: none"> <li>• Improved GetFoldersRecursive.</li> </ul> <p>New procedures in CawtWord:</p> <ul style="list-style-type: none"> <li>• GetHeadingsAsDict, PrintHeadingDict</li> </ul>
2.9.2	2022-12-21	<p>Maintenance release.</p> <p>CawtWord:</p> <ul style="list-style-type: none"> <li>• Extended SetTableName and GetTableName to specify or retrieve the descriptive table text.</li> </ul> <p>Test programs and documentation:</p> <ul style="list-style-type: none"> <li>• Corrected links due to new Ruff! version.</li> </ul>
2.9.3	2023-03-20	<p>Maintenance release.</p> <p>CawtExcel:</p> <ul style="list-style-type: none"> <li>• Corrected default value of parameter worksheetNameOrIndex from 0 to 1 in procedures ExcelFileToWikiFile and ExcelFileToMediaWikiFile.</li> <li>• Added test script showing how to export an Excel workbook as Wikit tables with hyperlinks.</li> </ul> <p>CawtWord:</p> <ul style="list-style-type: none"> <li>• Extended validity detection of sub-addresses in procedure GetHyperlinksAsDict to include &lt;a id="XXX"&gt; in addition to &lt;a name="XXX"&gt; addresses.</li> </ul> <p>New procedures in CawtPpt:</p> <ul style="list-style-type: none"> <li>• GetCommentKeyLeftPosition, GetCommentKeyPosition</li> </ul> <p>External packages:</p> <ul style="list-style-type: none"> <li>• Updated Img to version 1.4.14.</li> <li>• Updated Ruff! to version 2.3.0.</li> <li>• Updated Tablelist to version 6.20.</li> <li>• Updated tDOM to version 0.9.3.</li> <li>• Updated Twapi to version 4.7.2.</li> </ul>

2.9.4	2023-07-17	<p>Maintenance release.</p> <p>CawtWord:</p> <ul style="list-style-type: none"> <li>Extended validity detection of sub-addresses in procedure GetHyperlinksAsDict to include &lt;a id='XXX'&gt; and &lt;a name='XXX'&gt; addresses.</li> </ul>
2.9.5	2024-03-12	<p>Maintenance release.</p> <p>CawtCore:</p> <ul style="list-style-type: none"> <li>Take care of changed Img behaviour in procedure ImgToClipboard:</li> <li>Img 2.0 returns image data as binary string.</li> <li>Img 1.4 returns image data as base64 encoded string.</li> </ul> <p>CawtOutlook:</p> <ul style="list-style-type: none"> <li>Added new options "-requiredattendees" and "-optionalattendees" to procedures GetAppointmentProperties and AddAppointment.</li> </ul>
2.9.6	2024-06-13	<p>Maintenance release.</p> <p>All modules:</p> <ul style="list-style-type: none"> <li>Added support for Tcl 9.</li> <li>Added support for Twapi 5.</li> </ul> <p>New procedures in CawtExcel:</p> <ul style="list-style-type: none"> <li>GetListItemSeparator, SetListItemSeparator.</li> </ul>
3.0.0	2024-12-08	<p>Major release with full Tcl9 support.</p> <ul style="list-style-type: none"> <li>More Tcl9 changes detected with tcl9-migrate tool.</li> <li>Removed possible errors detected by Nagelfar.</li> <li>Removed obsolete base64 package. Used "binary decode" instead.</li> <li>Removed external packages and starkits. Use a BAWT Tcl-BI distribution for external packages.</li> </ul> <p>CawtCore:</p> <ul style="list-style-type: none"> <li>Corrected OfficeDate conversions.</li> </ul> <p>CawtOffice:</p> <ul style="list-style-type: none"> <li>Updated enumerations and version strings for Office 2019.</li> </ul> <p>CawtExcel:</p> <ul style="list-style-type: none"> <li>Added new format option "display" to procedure GetCellValue.</li> </ul>
3.1.0	2025-01-29	<p>Added new Outlook functionality.</p> <p>CawtOutlook:</p> <ul style="list-style-type: none"> <li>Added new module for handling Outlook accounts.</li> <li>Added options "-account" and "-onbehalf" to procedure SendMail.</li> </ul> <p>Test programs:</p> <ul style="list-style-type: none"> <li>Delete directory testOut after test execution.</li> <li>Added option "--nodelete" to disable deletion.</li> </ul> <p>Removed obsolete procedures:</p>

		<ul style="list-style-type: none"> <li>• Cawt::IsValidId (use Cawt::IsComObject instead)</li> <li>• Cawt::OutlookDateToSeconds (use Cawt::OfficeDateToSeconds instead)</li> <li>• Cawt::SecondsToOutlookDate (use Cawt::SecondsToOfficeDate instead)</li> <li>• Cawt::OutlookDateToIsoDate (use Cawt::OfficeDateToIsoDate instead)</li> <li>• Cawt::IsoDateToOutlookDate (use Cawt::IsoDateToOfficeDate instead)</li> <li>• Excel::GetFloatSeparator (use Excel::GetDecimalSeparator instead)</li> <li>• Excel::GetLangNumberFormat (use Excel::GetNumberFormat instead)</li> <li>• Excel::ChartToClipboard (use Excel::ChartObjToClipboard instead)</li> <li>• Excel::SaveChartAsImage (use Excel::SaveChartObjAsImage instead)</li> <li>• Excel::SetChartSize (use Excel::SetChartObjSize instead)</li> <li>• Office::RgbToColor (use Cawt::RgbToOfficeColor instead)</li> <li>• Office::ColorToRgb (use Cawt::OfficeColorToRgb instead)</li> <li>• Office::ShowAlerts (use modules specific ShowAlerts instead)</li> <li>• Outlook::OpenNew (use Outlook::Open instead)</li> </ul>
3.1.1	2025-07-10	<p>Maintenance release.</p> <p>CawtExcel:</p> <ul style="list-style-type: none"> <li>• Adapted clipboard management to changed TWAPI 5.1 behaviour.</li> <li>• Some minor fixes.</li> </ul>

## 8 Tables

This chapter contains lists of figures, tables and terms and abbreviations.

### 8.1 Table of Figures

Figure 1: Overview of CAWT packages.....	3
Figure 2: Module excelCsv .....	9
Figure 3: Module excelTablelist .....	9
Figure 4: Module excelMatlabFile .....	10
Figure 5: Module excelWord.....	10
Figure 6: Module excellmgRaw .....	10
Figure 7: Module excelMediaWiki .....	11
Figure 8: Module excelWikit .....	11
Figure 9: Module excelHtml.....	11
Figure 10: Screenshot of EnumExplorer.tcl .....	30
Figure 11: Auto-generated Outlook mail from OneNoteInfo.tcl.....	31
Figure 12: Documentation generation workflow .....	38

### 8.2 Table of Tables

Table 1: CawtCore Reference .....	6
Table 2: CawtOffice Reference.....	7
Table 3: CawtEarth Reference .....	8
Table 4: CawtExcel Reference .....	16
Table 5: CawtExplorer Reference.....	17
Table 6: CawtMatlab Reference .....	18
Table 7: CawtOcr Reference .....	18
Table 8: CawtOneNote Reference.....	19
Table 9: CawtOutlook Reference.....	21
Table 10: CawtPpt Reference.....	23
Table 11: CawtReader Reference .....	24
Table 12: CawtSapi Reference .....	25
Table 13: CawtWord Reference .....	28
Table 14: Test Programs .....	36

### 8.3 Table of Terms and Abbreviations

Term / Abbreviation	Meaning
API	Application Program Interface
BAWT	Build Automation With Tcl
BSD	Berkeley Software Distribution
CAWT	COM Automation With Tcl
COM	Component Object Model
CSV	Comma Separated Values
DOM	Document Object Model
GUI	Graphical User Interface
HTML	Hypertext Markup Language

Term / Abbreviation	Meaning
ISO	International Organization for Standardization
OCR	Optical Character Recognition
PDF	Portable Document Format
RGB	Red-Green-Blue
SAPI	Speech Application Programming Interface
Tcl	Tool Command Language
Tk	Toolkit
URL	Uniform Resource Locator
UTF	Unicode Transformation Format
XML	Extensible Markup Language